

STATEMENT OF APPROPRIATIONS, ALLOTMENTS, OBLIGATIONS, DISBURSEMENTS AND BALANCES
As of the Month Ending December 31, 2015

FAR No. 1

nt : STATE UNIVERSITIES AND COLLEGES
: CARLOS HILADO MEMORIAL STATE COLLEGE
Unit :
ion Code : 05 060 000000
ource Code (as clustered) : 101
(e.g. Old Fund Code: 101,102, 151)

Current Year Appropriations
 Supplemental Appropriations
 Continuing Appropriations

Particulars	UACS CODE	Appropriations			Allotments					Current Year Obligations					Current Year Disbursements					Balances			
		Authorized Appropriation	Adjustments (Transfer To/From, Reassignment)	Adjusted Appropriations	Allotments Received	Adjustments (With/Without, Reassignment)	Transfer To	Transfer From	Adjusted Total Allotments	1st Quarter Ending March 31	2nd Quarter Ending June 30	3rd Quarter Ending Sept. 30	4th Quarter Ending December 31	Total	1st Quarter Ending March 31	2nd Quarter Ending June 30	3rd Quarter Ending Sept. 30	4th Quarter Ending December 31	Total	Unreleased Appropriations	Unobligated Allotment	Unpaid Obligations (15-20) = (23+24)	
		3	4	5=(3+4)	6	7	8	9	10=[(6+(-7)+8+9)]	11	12	13	14	15=[(11+12+13+14)]	16	17	18	19	20=[(16+17+18+19)]	21=[(5-10)]	22=[(10-15)]	23	24
Fin Exp (if applicable) CO <i>line down to the last PAP assisted Project(s)</i>		55,743,000		55,743,000	55,743,000				55,743,000	0	0	55,743,000		55,743,000	0	0	0	14,257,780	14,257,780		0		41,485,220
PS MOOE Fin Exp (if applicable) CO <i>line down to the last PAP</i>																							
Agency Continuing Appropriation PS MOOE Fin Exp (if applicable) CO		0		0	0				0	0	0		0	0	0	0	0		0		0		
: Appropriations		10,893,000	798,743	11,689,743	11,689,743				11,689,743	2,903,412	2,818,907	2,823,831	2,906,326	11,452,475	2,903,412	2,818,907	2,823,831	908,318	9,454,466		237,288		
<i>count in the General Fund (Please specify)</i> 1 04 102 Vehicle Users Charge Fund MOOE CO Automatic Appropriations PS MOOE Fin Exp (if applicable) CO		10,893,000	798,743	11,689,743	11,689,743				11,689,743	2,903,412	2,818,907	2,823,831	2,906,325	11,452,475	2,903,412	2,818,907	2,823,831	908,318	9,454,466		237,288		

Departme
Agency
Operating
Organizat
Funding ?

...con
Foreign A
PAP
...con
Sub-Total, J
8. Automati
RLIP
Special Ac
Motor V
Sub-Total, A

STATEMENT OF APPROPRIATIONS, ALLOTMENTS, OBLIGATIONS, DISBURSEMENTS AND BALANCES
As of the Month Ending December 31, 2015

Department : STATE UNIVERSITIES AND COLLEGES
Agency : CARLOS HILADO MEMORIAL STATE COLLEGE
Operating Unit :
Organization Code : 08 060 0000000
Funding Source Code (as clustered) : 101
(e.g. Old Fund Code: 101,102, 151)

Current Year Appropriations
 Supplemental Appropriations
 Continuing Appropriations





Particulars	UACS CODE	Appropriations			Allotments					Current Year Obligations					Current Year Disbursements					Balances			
		Authorized Appropriation	Adjustments (Transfer To/From, Reassignment)	Adjusted Appropriations	Allotments Received	Adjustments (With/Without, Reassignment)	Transfer To	Transfer From	Adjusted Total Allotments	1st Quarter	2nd Quarter	3rd Quarter	4th Quarter	Total	1st Quarter	2nd Quarter	3rd Quarter	4th Quarter	Total	Unencumbered Appropriations	Unobligated Allotment	Unpaid Obligations (15-20) = (23+24)	
										Ending March 31	Ending June 30	Ending Sept. 30	Ending December 31		Ending March 31	Ending June 30	Ending Sept. 30	Ending December 31				Dis and Demandable	Not Yet Due and Demandable
1	2	3	4	5=(3+4)	6	7	8	9	10=[(6+7)-8+9]	11	12	13	14	15=(11+12+13+14)	16	17	18	19	20=(16+17+18+19)	21=(6-10)	22=(10-15)	23	24
III. Special Purpose Fund (Please specify)			20,970,338	20,970,338	20,970,338				20,970,338	1,714,128	14,885,025	2,295,889	2,275,297	20,970,338	1,714,128	14,885,025	2,295,889	2,275,297	20,970,338			0	
MPBF-PS	1 01 406		4,468,185	4,468,185	4,468,185				4,468,185	948,630	1,039,208	1,242,174	1,238,173	4,468,185	948,630	1,039,208	1,242,174	1,238,173	4,468,185				
	1 01 406		2,454,066	2,454,066	2,454,066				2,454,066	526,352	716,789	606,452	604,473	2,454,066	526,352	716,789	606,452	604,473	2,454,066				
	1 01 406		419,107	419,107	419,107				419,107	116,707	116,707	101,205	100,608	419,107	116,707	116,707	101,205	100,608	419,107				
	1 01 406		4,784,900	4,784,900	4,784,900				4,784,900	8,027,421	4,784,900	0	0	4,784,900	8,027,421	4,784,900	0	0	4,784,900				
	1 01 406		8,027,421	8,027,421	8,027,421				8,027,421	0	8,027,421	0	0	8,027,421	0	8,027,421	0	0	8,027,421				
	1 01 406		332,043	332,043	332,043				332,043	0	0	0	332,043	332,043	0	0	0	332,043	332,043				
Sub-Total MPBF-PS			20,486,722	20,486,722	20,486,722				20,486,722	1,675,569	14,885,025	1,948,831	2,275,297	20,486,722	1,675,569	14,885,025	1,948,831	2,275,297	20,486,722			0	
PGF-PS (Pension Benefits)	1 01 407		484,616	484,616	484,616				484,616	138,559	0	346,057	0	484,616	138,559	0	346,057	0	484,616				
Sub-Total PGF-PS			484,616	484,616	484,616				484,616	138,559	0	346,057	0	484,616	138,559	0	346,057	0	484,616			0	
GRAND TOTAL		246,372,000	21,787,081	268,159,081	268,159,081				268,159,081	35,112,856	64,884,849	101,059,395	85,959,178	260,046,378	35,112,856	64,884,849	45,346,395	60,668,598	260,912,798	0	5,092,705	41,485,220	
PS		124,805,000	29,784,836	154,389,836	154,389,836				154,389,836	31,426,053	46,500,709	31,671,098	44,486,136	154,083,995	31,426,053	46,500,709	31,671,098	34,233,304	143,831,163		305,641		
MOOE		66,024,000	(8,017,555)	58,006,445	58,006,445				58,006,445	6,686,903	18,394,140	13,675,298	11,473,040	50,219,381	6,686,903	18,394,140	13,675,297	12,077,513	50,823,853		7,787,064		
Fin Exp.(if applicable)		55,743,000	0	55,743,000	55,743,000				55,743,000	0	0	55,743,000	0	55,743,000	0	0	0	14,257,780	14,257,780		0		41,485,220
CO																							
Recapitulation by MFO:		246,372,000	21,787,081	268,159,081	268,159,081				268,159,081	35,112,856	64,884,849	101,059,395	85,959,178	260,046,378	35,112,856	64,884,849	45,346,395	60,668,598	260,912,798	0	7,488,233	41,485,220	
ADMINISTRATION		88,434,000	11,084,269	99,528,269	99,528,269				99,528,269	8,108,856	10,510,450	62,199,797	18,304,890	99,121,963	8,108,856	10,510,450	6,458,797	19,007,715	44,081,817		408,308		41,485,220
MFO 1		154,191,000	11,648,812	165,839,812	165,839,812				165,839,812	29,788,421	53,795,752	38,282,421	37,135,890	159,002,464	29,788,421	53,795,752	38,282,421	40,437,983	162,304,578		6,837,328		
MFO 2		2,342,000	(540,000)	1,802,000	1,802,000				1,802,000	162,004	489,754	527,970	486,526	1,696,655	162,004	489,754	527,970	486,926	1,696,655		135,345		
MFO 3		1,406,000	(436,000)	969,000	969,000				969,000	55,675	88,893	79,207	635,972	859,747	55,675	88,893	79,206	635,972	859,746		109,253		
OF WHICH:																							
Major Programs/Projects																							
KRA No. 1 - Anti-Corruption, Transparent, Accountable and Participatory Governance																							
Other Major Programs and Projects and monitored by the President through PMS																							
Certified Correct:	Certified Correct:	Recommending Approval:																				Approved By:	
<i>Sonia A. Brava</i> SONIA A. BRAVA Budget Officer	<i>Jerry B. Sumata</i> JERRY B. SUMATA, C.P.A. Chief Accountant	<i>Atty. Janet D. Pasmiento</i> ATTY. JANET D. PASMIENTO, C.P.A. Director, FMS																				<i>Renato M. Sorolla</i> RENATO M. SOROLLA, PH.D. Agency Head/Department Secretary	

STATEMENT OF APPROPRIATIONS, ALLOTMENTS, OBLIGATIONS, DISBURSEMENTS AND BALANCES
As of the Quarter Ending March 31, 2015

FAR No. 1

Department : STATE UNIVERSITIES AND COLLEGES
 Agency : CARLOS HILADO MEMORIAL STATE COLLEGE
 Operating Unit : _____
 Organization Code : 08 060 0000000
 Funding Source Code (as clustered) : 101
 (e.g. Old Fund Code: 101,102, 151)

<input checked="" type="checkbox"/>	Current Year Appropriations
<input type="checkbox"/>	Supplemental Appropriations
<input type="checkbox"/>	Continuing Appropriations

Particulars	UACS CODE	Appropriations			Allotments				Current Year Obligations					Current Year Disbursements				Balances					
		Authorized Appropriation	Adjustments (To)/From, Reassignment	Adjusted Appropriations	Allotments Received	Adjustments (Withdrawal, Reassignment)	Transfer To	Transfer From	Adjusted Total Allotments	1st Quarter Ending March 31	2nd Quarter Ending June 30	3rd Quarter Ending Sept. 30	4th Quarter Ending Dec. 31	Total	1st Quarter Ending March 31	2nd Quarter Ending June 30	3rd Quarter Ending Sept. 30	4th Quarter Ending Dec. 31	Total	Unreleased Appropriations	Unobligated Allotment	Unpaid Obligations (15-20) =	
		3	4	5=(3+4)	6	7	8	9	10=[(6+(-)7)-8+9]	11	12	13	14	15=(11+12+13+14)	16	17	18	19	20=(16+17+18+19)	21=(5-10)	22=(10-15)	23	24
III. Special Purpose Fund (Please specify)			7,479,917	7,479,917	7,479,917				7,479,917	1,714,128	0	0	0	1,714,128	1,714,128	0	0	0	1,714,128		5,765,789		
MPBF-PS	1 01 406		4,468,185	4,468,185	4,468,185				4,468,185	948,630				948,630	948,630				948,630				
	1 01 406		2,454,066	2,454,066	2,454,066				2,454,066	526,352				526,352	526,352				526,352				
	1 01 406		419,107	419,107	419,107				419,107	100,587				100,587	100,587				100,587				
Sub-Total MPBF-PS			7,341,358	7,341,358	7,341,358				7,341,358	1,575,569	0	0	0	1,575,569	1,575,569	0	0	0	1,575,569		5,765,789		
PGF-PS (Pension Benefits)	1 01 407		138,559	138,559	138,559				138,559	138,559				138,559	138,559				138,559				
Sub-Total PGF-PS			138,559	138,559	138,559				138,559	138,559	0	0	0	138,559	138,559	0	0	0	138,559	0	0		
GRAND TOTAL			271,189,000	8,248,053	279,437,053	279,437,053			279,437,053	39,320,456	0	0	0	39,320,456	39,320,456	0	0	0	39,320,456	0	240,116,597		
PS			124,605,000	8,248,053	132,853,053	132,853,053			132,853,053	31,426,053				31,426,053	31,426,053				31,426,053		101,427,000		
MOOE			70,920,000	0	70,920,000	70,920,000			70,920,000	7,894,403				7,894,403	7,894,403				7,894,403		63,025,597		
Fin Exp. (if applicable)																							
CO			75,664,000	0	75,664,000	75,664,000			75,664,000	0				0	0				0		75,664,000		
Recapitulation by MFO:			189,641,000	36,677,907	226,318,907	226,318,907			226,318,907	39,320,456	0	0	0	39,320,456	39,320,456	0	0	0	39,320,456	0	186,996,451		
ADMINISTRATION			32,661,000	20,886,339	53,547,339	53,547,339			53,547,339	8,106,856	0	0	0	8,106,856	8,106,856	0	0	0	8,106,856		45,440,483		
MFO 1			152,600,000	15,791,568	168,391,568	168,391,568			168,391,568	30,995,921	0	0	0	30,995,921	30,995,921	0	0	0	30,995,921		137,395,647		
MFO 2			2,710,000	0	2,710,000	2,710,000			2,710,000	162,004	0	0	0	162,004	162,004	0	0	0	162,004		2,547,996		
IFO 3			1,670,000	0	1,670,000	1,670,000			1,670,000	55,675	0	0	0	55,675	55,675	0	0	0	55,675		1,614,325		
OF WHICH:																							
Major Programs/Projects																							
KRA No. 1 - Anti-Corruption, Transparent, Accountable and Participatory Governance																							
Other Major Programs and Projects and monitored by the President through PMS																							
Certified Correct:	Certified Correct:	Recommending Approval:		Approved By:																			
																							
SONIA A. BRAVO Budget Officer Date: January 09, 2015	JERRY S. GUMATA, C.P.A. Chief Accountant Date: January 09, 2015	ATTY. JULIET D. PASCUSTENTO, C.P.A. Director, FMS Date: January 09, 2015		RENATO M. SOROLLA, PH. D. Agency Head/Department Secretary Date: January 09, 2015																			