

MONTHLY REPORT OF DISBURSEMENTS  
As of the Quarter Ending June 30, 2016


Department : STATE UNIVERSITIES AND COLLEGES  
 Agency : CARLOS HILADO MEMORIAL STATE COLLEGE  
 Operating Unit :  
 Organization Code (UACS) : 08-060-000000  
 Funding Source Code (as clustered): 101  
 (e.g. Old Fund Code: 101,102, 151)


PARTICULARS	CURRENT YEAR BUDGET					PRIOR YEAR'S BUDGET										TRUST LIABILITIES				GRAND TOTAL					Remarks				
	PS	MOOE	Fin. Exp	CO	TOTAL	PRIOR YEAR'S ACCOUNTS PAYABLE					CURRENT YEAR'S ACCOUNTS PAYABLE					SUB-TOTAL	PS	MOOE	CO	TOTAL	PS	MOOE	Fin. Exp	CO		TOTAL			
						7	8	9	10	11= (7+8+9+10)	12	13	14	15	16= (12+13+14+15)												17=(11+16)	18=(6+17)	19
1	2	3	4	5	6= (2+ 3+4+5)	7	8	9	10	11= (7+8+9+10)	12	13	14	15	16= (12+13+14+15)	17=(11+16)	18=(6+17)	19	20	21	22=(19+20+21)	23	24	25	26	27=(23+24+25+26)	28		
<b>APRIL</b>																													
Notice of Cash Allocation (NCA)	12,024,990	2,718,000			14,742,990																		12,024,990	2,718,000			14,742,990	e.g. Reasons for over or under spending and the catch-up plan	
MDS Checks Issued	5,095,683	1,701,463			6,797,147																		5,095,683	1,701,463			6,797,147		
Advice to Debit Account																													
Working Func (NCA Issued to BTr)																													
Tax Remittance Advices Issued (TRA)	1,046,969	50,510			1,097,479																		1,046,969	50,510			1,097,479		
Cash Disbursement Ceiling (CDC)																													
Non-Cash Availment Authority (NCAA)																													
Others (CDT, BTr Docs Stamp, etc.)																													
<b>TOTAL</b>	<b>6,142,652</b>	<b>1,751,974</b>	-	-	<b>7,894,626</b>																		<b>6,142,652</b>	<b>1,751,974</b>	-	-	<b>7,894,626</b>		
<b>MAY</b>																													
Notice of Cash Allocation	20,036,194	4,168,000			24,204,194																		20,036,194	4,168,000			24,204,194		
MDS Checks Issued	16,625,520	1,760,322			18,385,842																		16,625,520	1,760,322			18,385,842		
Advice to Debit Account																													
Tax Remittance Advices Issued	968,483	30,164			998,647																		968,483	30,164			998,647		
Cash Disbursement Ceiling																													
Non-Cash Availment Authority																													
<b>TOTAL</b>	<b>17,594,002</b>	<b>1,790,486</b>	-	-	<b>19,384,488</b>																		<b>17,594,002</b>	<b>1,790,486</b>	-	-	<b>19,384,488</b>		
<b>JUNE</b>																													
Notice of Cash Allocation	10,319,990	6,016,000			16,335,990																		10,319,990	6,016,000			16,335,990		
MDS Checks Issued	13,447,636	6,077,805		66,600	19,592,040				7,718,731	7,718,731												13,447,636	6,077,805		66,600	19,592,040	7,718,731		
Advice to Debit Account									7,718,731	7,718,731																	7,718,731		
Tax Remittance Advices Issued	1,109,329	123,691		7,400	1,240,420				626,236	626,236												1,109,329	123,691		7,400	1,240,420	626,236		
Cash Disbursement Ceiling									626,236	626,236																	626,236		
Non-Cash Availment Authority									626,236	626,236																	626,236		
<b>TOTAL</b>	<b>14,556,965</b>	<b>6,201,496</b>	-	<b>74,000</b>	<b>20,832,461</b>				<b>8,344,966</b>	<b>8,344,966</b>												<b>14,556,965</b>	<b>6,201,496</b>	-	<b>74,000</b>	<b>20,832,461</b>	<b>8,344,966</b>		
<b>2ND QUARTER</b>																													
Notice of Cash Allocation	42,381,174	12,902,000			55,283,174																	42,381,174	12,902,000			55,283,174			
MDS Checks Issued	35,168,839	9,539,590		66,600	44,775,029				7,718,731	7,718,731												35,168,839	9,539,590		66,600	44,775,029	7,718,731		
Advice to Debit Account									7,718,731	7,718,731																	7,718,731		
Tax Remittance Advices Issued	3,124,780	204,366			3,329,146				626,236	626,236												3,124,780	204,366			3,329,146	626,236		
Cash Disbursement Ceiling									626,236	626,236																	626,236		
Non-Cash Availment Authority									626,236	626,236																	626,236		
<b>GRAND TOTAL</b>	<b>38,293,619</b>	<b>9,743,956</b>	-	<b>66,600</b>	<b>48,104,175</b>				<b>8,344,966</b>	<b>8,344,966</b>												<b>38,293,619</b>	<b>9,743,956</b>	-	<b>66,600</b>	<b>48,104,175</b>	<b>8,344,966</b>		

**SUMMARY:**

	<u>Previous Report</u>	<u>This Quarter (March, 2015)</u>	<u>As of Date</u>	<u>Previous Report</u>	<u>This Quarter (March, 2014)</u>	<u>As of Date</u>
Total Disbursement Authorities Received	280,187,053	8,863,704	289,050,757	Total Disbursements Program	37,460,547	81,665,105
NCA	37,460,547	55,283,174	92,743,721	Less: * Actual Disbursements	37,283,866	80,103,956
Working Fund				(Over)/Under spent	176,681	1,561,149
TRA	2,997,871	3,329,146	5,327,017			
CDC						
NCAA						
Others (DDT, BTR Docs Stamp), etc.)						
Less: Notice of Transfer Allocations (NTA)* issued						
Total Disbursements Authorities Available	40,158,418	67,476,024	99,070,738			
Less: Lapsed NCA	119,545	1,477,837	1,597,382			
Disbursements *	37,283,866	80,103,956	117,387,822			
Balance of Disbursements Authorities as of to date	242,903,187	(71,240,252)	171,662,935			

Notes: The use of NTA is discouraged  
\* Amounts should tally

Certified Correct  
  
**JERRY S. GUMATA, C.F.A.**  
 Agency Chief Accountant  
 Date:

Approved By:  
  
**RENAFON M. SOROLLA, PH.D.**  
 Head of Agency or Authorized Representative  
 Date:

**MONTHLY REPORT OF DISBURSEMENTS**  
As of the Quarter Ending March 31, 2016

FAR No. 4

Department : STATE UNIVERSITIES AND COLLEGES  
 Agency : CARLOS HILADO MEMORIAL STATE COLLEGE  
 Operating Unit :  
 Organization Code (UACS) : 08-080-0000000  
 Funding Source Code (as clustered): 101  
 (e.g. Old Fund Code: 101,102, 151)

PARTICULARS	CURRENT YEAR BUDGET					PRIOR YEAR'S BUDGET										TRUST LIABILITIES				GRAND TOTAL					Remarks				
	PS	MOOE	Fin. Exp	CO	TOTAL	PRIOR YEAR'S ACCOUNTS PAYABLE					CURRENT YEAR'S ACCOUNTS PAYABLE					SUB-TOTAL	PS	MOOE	CO	TOTAL	PS	MOOE	Fin. Exp	CO		TOTAL			
						7	8	9	10	11=(7+8+9+10)	12	13	14	15	16=(12+13+14+15)												17=(11+16)	18=(6+17)	19
1	2	3	4	5	6=(2+3+4+5)	7	8	9	10	11=(7+8+9+10)	12	13	14	15	16=(12+13+14+15)	17=(11+16)	18=(6+17)	19	20	21	22=(19+20+21)	23	24	25	26	27=(23+24+25+26)	28		
<b>JANUARY</b>																													
Notice of Cash Allocation (NCA)	9,685,000	2,634,000			12,319,000																		9,685,000	2,634,000			12,319,000	e.g. Reasons for over or under spending and the catch-up plan	
MDS Checks Issued	5,683,468	768,235			6,451,703																		5,683,468	768,235			6,451,703		
Advice to Debit Account																													
Working Fund (NCA issued to BTr)																													
Tax Remittance Advices Issued (TRA)	925,617	737			926,354																		925,617	737			926,354		
Cash Disbursement Ceiling (CDC)																													
Non-Cash Availment Authority (NCAA)																													
Others (CDT, BTr Docs Stamp, etc.)																													
<b>TOTAL</b>	<b>6,609,085</b>	<b>768,972</b>			<b>7,378,057</b>																		<b>6,609,085</b>	<b>768,972</b>			<b>7,378,057</b>		
<b>FEBRUARY</b>																													
Notice of Cash Allocation	9,685,000	3,135,000			12,820,000																		9,685,000	3,135,000			12,820,000		
MDS Checks Issued	7,782,386	1,668,937			9,471,323																		7,782,386	1,668,937			9,471,323		
Advice to Debit Account																													
Tax Remittance Advices Issued	941,030	22,650			963,680																		941,030	22,650			963,680		
Cash Disbursement Ceiling																													
Non-Cash Availment Authority																													
<b>TOTAL</b>	<b>8,723,416</b>	<b>1,711,588</b>			<b>10,435,003</b>																		<b>8,723,416</b>	<b>1,711,588</b>			<b>10,435,003</b>		
<b>MARCH</b>																													
Notice of Cash Allocation	9,685,000	3,935,000			13,620,000																		9,685,000	3,935,000			13,620,000		
MDS Checks Issued	19,043,026	3,316,020			22,359,047																		19,043,026	3,316,020			22,359,047		
Advice to Debit Account																													
Tax Remittance Advices Issued	1,136,127	38,281			1,174,408																		1,136,127	38,281			1,174,408		
Cash Disbursement Ceiling																													
Non-Cash Availment Authority																													
<b>TOTAL</b>	<b>20,179,153</b>	<b>3,354,302</b>			<b>23,533,455</b>																		<b>20,179,153</b>	<b>3,354,302</b>			<b>23,533,455</b>		
<b>1ST QUARTER</b>																													
Notice of Cash Allocation	29,055,000	9,704,000			38,759,000																		29,055,000	9,704,000			38,759,000		
MDS Checks Issued	32,508,880	5,773,193			38,282,073																		32,508,880	5,773,193			38,282,073		
Advice to Debit Account																													
Tax Remittance Advices Issued	3,002,774	61,668			3,064,442																		3,002,774	61,668			3,064,442		
Cash Disbursement Ceiling																													
Non-Cash Availment Authority																													
<b>GRAND TOTAL</b>	<b>35,511,654</b>	<b>5,834,882</b>			<b>41,346,515</b>																		<b>35,511,654</b>	<b>5,834,882</b>			<b>41,346,515</b>		


**SUMMARY:**

	<u>Previous Report</u>	<u>This Quarter (March, 2016)</u>	<u>As of Date</u>
Total Disbursement Authorities Received			
NCA	270,587,212	270,587,212	270,587,212
Working Fund	38,759,000	38,759,000	38,759,000
TRA			
CDC	3,064,442	3,064,442	3,064,442
NCAA			
Others (ODT, BTR, Doss Stamp, etc.)			
Less: Notice of Transfer Allocations (NTA)** issued			
<b>Total Disbursements Authorities Available</b>	<b>41,823,442</b>	<b>41,823,442</b>	<b>41,823,442</b>
Less: Lapsed NCA			
Disbursements *	38,282,073	38,282,073	38,282,073
<b>Balance of Disbursements Authorities as of to date</b>	<b><u>232,305,139</u></b>	<b><u>232,305,139</u></b>	<b><u>232,305,139</u></b>

	<u>Previous Report</u>	<u>This Quarter (March, 2016)</u>	<u>As of Date</u>
Total Disbursements Program	41,346,515	41,346,515	41,346,515
Less: * Actual Disbursements	<u>                    </u>	<u>41,346,515</u>	<u>41,346,515</u>
(Over)/Under spend	<u>                    </u>	<u>                    </u>	<u>                    </u>


Notes: The use of NTA is discouraged  
\* Amounts should tally

Certified Correct:

  
JERRY S. GUMATA, C.P.A.  
Agency Chief Accountant  
Date:

Approved By:

RENATO M. SOROLLA, PH.D.  
Head of Agency or Authorized Representative  
Date:

  
SALVADOR B. CARAGOSA, JR., Ph.D.  
VICE PRESIDENT FOR ADMINISTRATION AND FINANCE