

MONTHLY REPORT OF DISBURSEMENTS
For the month of December 2022

Department : State Universities and Colleges (SUCs)
Agency/Entity : Carlos C. Hilado Memorial State College
Operating Unit : < not applicable >
Organization Code (UACS) : 06 080 0080000
Fund Classifier : 01 Regular Agency Fund

Main budget table with columns: Particulars, Current Year Budget (PB, MOOE, FinEx, CO, TOTAL), Prior Year's Accounts Payable, Current Year's Accounts Payable, SUB-TOTAL, Trust Liabilities (PB, MOOE, CO, TOTAL), Grand Total, Remarks.

SUMMARY table with columns: Particulars, Previous Report, This Month, As at Date. Rows include Total Disbursement Authorities Received, NCA, NTA, Working Fund, TRA, CDC, NCA, Less: Net of Transfer of Allocations (NTA) Issued, Total Disbursement Authorities Available, Less: Lapsed NCA, Disbursements, Less: Other Non-Cash Disbursements, Disbursements effected through outright deductions from claims, Overpayment of expenses (e.g. personnel benefits), Requisition for loss of government property, Liquidated damages and similar claims, Others (e.g. TEF, BT, Davao Biano, etc.), Add: Less: Adjustments (e.g. consolidated/related credits), Balance of Disbursement Authorities as at date, Total Disbursements Program, Less: Actual Disbursements, (Over)/Under spending.

Certified Correct:
JESSE S. QUARTA, CPA
Date: 1/9/2023

Recommended and Approved:
MRS. ROSEMARIE TUVILLA
Date: 1/10/2023

Approved By:
DR. NORBERTO P. MANGULABAN
Date: 1/10/2023

MONTHLY REPORT OF DISBURSEMENTS
For the month of November 2022

Department : State Universities and Colleges (SUCs)
 Agency/Entity : Carlos C. Hilado Memorial State College
 Operating Unit : < not applicable >
 Organization Code (UACB) : 08 060 000000
 Fund Cluster : 01 Regular Agency Fund


Particulars	Current Year Budget					Prior Year's Budget											Trust Liabilities				Grand Total					Remarks		
	PS	MOOE	FinEx	CO	TOTAL	Prior Year's Accounts Payable					Current Year's Accounts Payable						SUB-TOTAL	PS	MOOE	CO	TOTAL	PS	MOOE	FinEx	CO		TOTAL	
						PS	MOOE	FinEx	CO	Sub-Total	PS	MOOE	FinEx	CO	Sub-Total	TOTAL												
1	2	3	4	5	6=(2+3+4+5)	7	8	9	10	11=(7+8+9+10)	12	13	14	15	16=(12+13+14+15)	17=(11+16)	18=(6+17)	19	20	21	22=(19+20+21)	23	24	25	26	27=(23+24+25+26)	28	
CASH DISBURSEMENTS	26,753,982.34	7,415,746.18	0.00	0.00	34,169,728.52	0.00	0.00	0.00	0.00	0.00	0.00	0.00	0.00	0.00	0.00	0.00	34,169,728.52	0.00	0.00	0.00	0.00	26,753,982.34	7,415,746.18	0.00	0.00	34,169,728.52		
Notice of Cash Allocation (NCA)	26,753,982.34	7,415,746.18	0.00	0.00	34,169,728.52	0.00	0.00	0.00	0.00	0.00	0.00	0.00	0.00	0.00	0.00	0.00	34,169,728.52	0.00	0.00	0.00	0.00	26,753,982.34	7,415,746.18	0.00	0.00	34,169,728.52		
MDS Checks Issued	26,753,982.34	7,415,746.18	0.00	0.00	34,169,728.52	0.00	0.00	0.00	0.00	0.00	0.00	0.00	0.00	0.00	0.00	0.00	34,169,728.52	0.00	0.00	0.00	0.00	26,753,982.34	7,415,746.18	0.00	0.00	34,169,728.52		
Advice to Debit Account	0.00	0.00	0.00	0.00	0.00	0.00	0.00	0.00	0.00	0.00	0.00	0.00	0.00	0.00	0.00	0.00	0.00	0.00	0.00	0.00	0.00	0.00	0.00	0.00	0.00	0.00	0.00	
Notice of Transfer Allocations (NTA)	0.00	0.00	0.00	0.00	0.00	0.00	0.00	0.00	0.00	0.00	0.00	0.00	0.00	0.00	0.00	0.00	0.00	0.00	0.00	0.00	0.00	0.00	0.00	0.00	0.00	0.00	0.00	
MDS Checks Issued	0.00	0.00	0.00	0.00	0.00	0.00	0.00	0.00	0.00	0.00	0.00	0.00	0.00	0.00	0.00	0.00	0.00	0.00	0.00	0.00	0.00	0.00	0.00	0.00	0.00	0.00	0.00	
Advice to Debit Account	0.00	0.00	0.00	0.00	0.00	0.00	0.00	0.00	0.00	0.00	0.00	0.00	0.00	0.00	0.00	0.00	0.00	0.00	0.00	0.00	0.00	0.00	0.00	0.00	0.00	0.00	0.00	
Working Fund for FAPs	0.00	0.00	0.00	0.00	0.00	0.00	0.00	0.00	0.00	0.00	0.00	0.00	0.00	0.00	0.00	0.00	0.00	0.00	0.00	0.00	0.00	0.00	0.00	0.00	0.00	0.00	0.00	
Cash Disbursement Calling (CDC)	0.00	0.00	0.00	0.00	0.00	0.00	0.00	0.00	0.00	0.00	0.00	0.00	0.00	0.00	0.00	0.00	0.00	0.00	0.00	0.00	0.00	0.00	0.00	0.00	0.00	0.00	0.00	
TOTAL CASH DISBURSEMENTS	26,753,982.34	7,415,746.18	0.00	0.00	34,169,728.52	0.00	0.00	0.00	0.00	0.00	0.00	0.00	0.00	0.00	0.00	0.00	34,169,728.52	0.00	0.00	0.00	0.00	26,753,982.34	7,415,746.18	0.00	0.00	34,169,728.52		
NON-CASH DISBURSEMENTS	3,014,129.55	263,365.00	0.00	0.00	3,277,524.55	0.00	0.00	0.00	0.00	0.00	0.00	0.00	0.00	0.00	0.00	0.00	3,277,524.55	0.00	0.00	0.00	0.00	3,014,129.55	263,365.00	0.00	0.00	3,277,524.55		
Tax Remittance Advances Issued (TRA)	3,014,129.55	263,365.00	0.00	0.00	3,277,524.55	0.00	0.00	0.00	0.00	0.00	0.00	0.00	0.00	0.00	0.00	0.00	3,277,524.55	0.00	0.00	0.00	0.00	3,014,129.55	263,365.00	0.00	0.00	3,277,524.55		
Non-Cash Award Authority (NCAA)	0.00	0.00	0.00	0.00	0.00	0.00	0.00	0.00	0.00	0.00	0.00	0.00	0.00	0.00	0.00	0.00	0.00	0.00	0.00	0.00	0.00	0.00	0.00	0.00	0.00	0.00	0.00	
Disbursements effected through outright deductions from claims (please specify...)	0.00	0.00	0.00	0.00	0.00	0.00	0.00	0.00	0.00	0.00	0.00	0.00	0.00	0.00	0.00	0.00	0.00	0.00	0.00	0.00	0.00	0.00	0.00	0.00	0.00	0.00	0.00	
Overpayment of expenses (e.g. personal benefits)	0.00	0.00	0.00	0.00	0.00	0.00	0.00	0.00	0.00	0.00	0.00	0.00	0.00	0.00	0.00	0.00	0.00	0.00	0.00	0.00	0.00	0.00	0.00	0.00	0.00	0.00	0.00	
Restitution for loss of government property	0.00	0.00	0.00	0.00	0.00	0.00	0.00	0.00	0.00	0.00	0.00	0.00	0.00	0.00	0.00	0.00	0.00	0.00	0.00	0.00	0.00	0.00	0.00	0.00	0.00	0.00	0.00	
Liquidated damages and similar claims	0.00	0.00	0.00	0.00	0.00	0.00	0.00	0.00	0.00	0.00	0.00	0.00	0.00	0.00	0.00	0.00	0.00	0.00	0.00	0.00	0.00	0.00	0.00	0.00	0.00	0.00	0.00	
Others (T.E.F., B.T., Documentary Stamp Tax, etc.)	0.00	0.00	0.00	0.00	0.00	0.00	0.00	0.00	0.00	0.00	0.00	0.00	0.00	0.00	0.00	0.00	0.00	0.00	0.00	0.00	0.00	0.00	0.00	0.00	0.00	0.00	0.00	
TOTAL NON-CASH DISBURSEMENTS	3,014,129.55	263,365.00	0.00	0.00	3,277,524.55	0.00	0.00	0.00	0.00	0.00	0.00	0.00	0.00	0.00	0.00	0.00	3,277,524.55	0.00	0.00	0.00	0.00	3,014,129.55	263,365.00	0.00	0.00	3,277,524.55		
GRAND TOTAL	29,768,111.89	7,679,111.18	0.00	0.00	37,447,253.07	0.00	0.00	0.00	0.00	0.00	0.00	0.00	0.00	0.00	0.00	0.00	37,447,253.07	0.00	0.00	0.00	0.00	29,768,111.89	7,679,111.18	0.00	0.00	37,447,253.07		

SUMMARY


Particulars	Previous Report (2)	This Month (3)	As at Date (4)
Total Disbursement Authorities Received	398,456,471.82	52,213,524.55	450,669,996.17
NCA	381,919,507.00	48,930,000.00	430,855,507.00
NTA	0.00	0.00	0.00
Working Fund	0.00	0.00	0.00
TRA	16,536,964.82	3,277,524.55	19,814,489.17
CDC	0.00	0.00	0.00
NCAA	0.00	0.00	0.00
Less: Notice of Transfer of Allocations (NTA)* issued	0.00	0.00	0.00
Total Disbursement Authorities Available	398,456,471.82	52,213,524.55	450,669,996.17
Less:	0.00	0.00	0.00
Lapsed NCA	206,106.17	0.00	206,106.17
Disbursements	365,223,159.71	34,169,728.52	399,392,888.23
Less: Other Non-Cash Disbursements	1,754,585.77	0.00	1,754,585.77
Disbursements effected through outright deductions from claims	0.00	0.00	0.00
Overpayment of expenses (e.g. personal benefits)	0.00	0.00	0.00
Restitution for loss of government property	0.00	0.00	0.00
Liquidated damages and similar claims	0.00	0.00	0.00
Others (e.g. T.E.F., B.T., Docs Stamp, etc.)	1,754,585.77	0.00	1,754,585.77
Add/Less: Adjustments (e.g. cancelled/stated checks)	0.00	0.00	0.00
Balance of Disbursement Authorities as at date	34,778,729.51	18,043,796.03	52,822,525.54
Total Disbursements Program	592,008,000.00	0.00	592,008,000.00
Less: *Actual Disbursements	365,223,159.71	34,169,728.52	399,392,888.23
(Over)/Under spending	226,784,840.29	(34,169,728.52)	192,615,111.77

Notes: * The use of NTA is discouraged
 Notes: ** Amounts should tally with the grand total disbursement (column 27).


Certified Correct:


JERRY S. GUMATA, CPA
 Accountant III
 Date: 2022-12-07 10:23:41

Recommending Approval:


ROSALINDA S. TUVILLA, JR.
 Vice President for Administration and Finance
 Date: 2022-12-07 10:24:32

Approved By:


NORBERTO P. MANGALABNAN, Ph.D.
 SUC President III
 Date: 2022-12-07 10:25:58

MONTHLY REPORT OF DISBURSEMENTS
For the month of October 2022

Department: State Universities and Colleges (SUCs)
Agency/Entity: Carlos C. Hilado Memorial State College
Operating Unit: < not applicable >
Organization Code (UACS): 06 080 000000
Fund Cluster: 01 Regular Agency Fund

Main table with columns: Particulars, Current Year Budget (PS, MOOE, FinEx, CO, TOTAL), Prior Year's Budget (Prior Year's Accounts Payable, Current Year's Accounts Payable), Trust Liabilities, Grand Total, Remarks.

SUMMARY

Summary table with columns: Particulars, Previous Report, This Month, As at Date.

Notes: * The use of NTA is discouraged
Notes: ** Amounts should tally with the grand total disbursement (column 27).

Certified by:
JERRY S. GUMITA, CPA
Accountant II
Date:

Recommending Approval:
ROSALINDA S. DALLA, J.D.
VP- Admin and Finance
Date:

Approved By:
DR. NORBERTO P. MANGULABNAN
SUC President
Date:

11/1/22

MONTHLY REPORT OF DISBURSEMENTS

For the month of September 2022

Department: State Universities and Colleges (SUCs)
 Agency/Entity: Carlos C. Hilado Memorial State College
 Operating Unit: < not applicable >
 Organization Code (UACS): 08 080 000000
 Fund Cluster: 01 Regular Agency Fund

Particulars	Current Year Budget					Prior Year's Budget										BLR-TOTAL	Trust Liabilities				Grand Total					Remarks	
	PS	MOOE	FinEx	CO	TOTAL	Prior Year's Accounts Payable					Current Year's Accounts Payable						TOTAL	PS	MOOE	CO	TOTAL	PS	MOOE	FinEx	CO		TOTAL
						PS	MOOE	FinEx	CO	Sub-Total	PS	MOOE	FinEx	CO	Sub-Total												
1	2	3	4	5	6=(2+3+4+5)	7	8	9	10	11=(7+8+9+10)	12	13	14	15	16=(12+13+14+15)	17=(11+16)	18=(9+17)	19	20	21	22=(19+20+21)	23	24	25	26	27=(23+24+25+26)	28
CASH DISBURSEMENTS	28,080,086.72	12,101,750.05	0.00	2,307,858.03	43,089,694.80	0.00	0.00	0.00	1,578,953.40	1,578,953.40	0.00	0.00	0.00	0.00	0.00	1,578,953.40	44,868,648.20	0.00	0.00	0.00	0.00	28,080,086.72	12,101,750.05	0.00	3,886,811.43	44,868,648.20	
Notice of Cash Allocation (NCA)	28,080,086.72	12,101,750.05	0.00	2,307,858.03	43,089,694.80	0.00	0.00	0.00	1,578,953.40	1,578,953.40	0.00	0.00	0.00	0.00	0.00	1,578,953.40	44,868,648.20	0.00	0.00	0.00	0.00	28,080,086.72	12,101,750.05	0.00	3,886,811.43	44,868,648.20	
MDS Checks Issued	28,080,086.72	12,101,750.05	0.00	2,307,858.03	43,089,694.80	0.00	0.00	0.00	1,578,953.40	1,578,953.40	0.00	0.00	0.00	0.00	0.00	1,578,953.40	44,868,648.20	0.00	0.00	0.00	0.00	28,080,086.72	12,101,750.05	0.00	3,886,811.43	44,868,648.20	
Advice to Debit Account	0.00	0.00	0.00	0.00	0.00	0.00	0.00	0.00	0.00	0.00	0.00	0.00	0.00	0.00	0.00	0.00	0.00	0.00	0.00	0.00	0.00	0.00	0.00	0.00	0.00	0.00	
Notice of Transfer Allocations (NTA)	0.00	0.00	0.00	0.00	0.00	0.00	0.00	0.00	0.00	0.00	0.00	0.00	0.00	0.00	0.00	0.00	0.00	0.00	0.00	0.00	0.00	0.00	0.00	0.00	0.00	0.00	
MDS Checks Issued	0.00	0.00	0.00	0.00	0.00	0.00	0.00	0.00	0.00	0.00	0.00	0.00	0.00	0.00	0.00	0.00	0.00	0.00	0.00	0.00	0.00	0.00	0.00	0.00	0.00	0.00	
Advice to Debit Account	0.00	0.00	0.00	0.00	0.00	0.00	0.00	0.00	0.00	0.00	0.00	0.00	0.00	0.00	0.00	0.00	0.00	0.00	0.00	0.00	0.00	0.00	0.00	0.00	0.00	0.00	
Working Fund for FAPs	0.00	0.00	0.00	0.00	0.00	0.00	0.00	0.00	0.00	0.00	0.00	0.00	0.00	0.00	0.00	0.00	0.00	0.00	0.00	0.00	0.00	0.00	0.00	0.00	0.00	0.00	
Cash Disbursement Calling (CDC)	0.00	0.00	0.00	0.00	0.00	0.00	0.00	0.00	0.00	0.00	0.00	0.00	0.00	0.00	0.00	0.00	0.00	0.00	0.00	0.00	0.00	0.00	0.00	0.00	0.00	0.00	
TOTAL CASH DISBURSEMENTS	28,080,086.72	12,101,750.05	0.00	2,307,858.03	43,089,694.80	0.00	0.00	0.00	1,578,953.40	1,578,953.40	0.00	0.00	0.00	0.00	0.00	1,578,953.40	44,868,648.20	0.00	0.00	0.00	0.00	28,080,086.72	12,101,750.05	0.00	3,886,811.43	44,868,648.20	
NON-CASH DISBURSEMENTS	2,805,283.68	1,889,192.40	0.00	1,987,144.82	6,461,620.70	0.00	0.00	0.00	158,098.32	158,098.32	0.00	0.00	0.00	0.00	0.00	158,098.32	6,819,719.02	0.00	0.00	0.00	0.00	2,805,283.68	1,889,192.40	0.00	2,125,242.94	6,819,719.02	
Tax Remittance Advances Issued (TRA)	2,805,283.68	1,889,192.40	0.00	212,598.85	4,707,034.93	0.00	0.00	0.00	158,098.32	158,098.32	0.00	0.00	0.00	0.00	0.00	158,098.32	6,819,719.02	0.00	0.00	0.00	0.00	2,805,283.68	1,889,192.40	0.00	2,125,242.94	6,819,719.02	
Non-Cash Awardment Authority (NCAA)	0.00	0.00	0.00	0.00	0.00	0.00	0.00	0.00	0.00	0.00	0.00	0.00	0.00	0.00	0.00	0.00	0.00	0.00	0.00	0.00	0.00	0.00	0.00	0.00	0.00		
Disbursements effected through outright deductions from claims (please specify...)	0.00	0.00	0.00	0.00	0.00	0.00	0.00	0.00	0.00	0.00	0.00	0.00	0.00	0.00	0.00	0.00	0.00	0.00	0.00	0.00	0.00	0.00	0.00	0.00	0.00		
Overpayment of expenses (e.g. personal benefits)	0.00	0.00	0.00	0.00	0.00	0.00	0.00	0.00	0.00	0.00	0.00	0.00	0.00	0.00	0.00	0.00	0.00	0.00	0.00	0.00	0.00	0.00	0.00	0.00	0.00		
Restitution for loss of government property	0.00	0.00	0.00	0.00	0.00	0.00	0.00	0.00	0.00	0.00	0.00	0.00	0.00	0.00	0.00	0.00	0.00	0.00	0.00	0.00	0.00	0.00	0.00	0.00	0.00		
Liquidated damages and similar claims	0.00	0.00	0.00	0.00	0.00	0.00	0.00	0.00	0.00	0.00	0.00	0.00	0.00	0.00	0.00	0.00	0.00	0.00	0.00	0.00	0.00	0.00	0.00	0.00	0.00		
Contingent or supplementary claims	0.00	0.00	0.00	1,754,585.77	1,754,585.77	0.00	0.00	0.00	0.00	0.00	0.00	0.00	0.00	0.00	0.00	0.00	1,754,585.77	0.00	0.00	0.00	0.00	0.00	0.00	0.00	1,754,585.77	1,754,585.77	
TOTAL NON-CASH DISBURSEMENTS	2,805,283.68	1,889,192.40	0.00	1,987,144.82	6,461,620.70	0.00	0.00	0.00	158,098.32	158,098.32	0.00	0.00	0.00	0.00	0.00	158,098.32	6,819,719.02	0.00	0.00	0.00	0.00	2,805,283.68	1,889,192.40	0.00	2,125,242.94	6,819,719.02	
GRAND TOTAL	31,285,370.40	13,990,942.45	0.00	4,275,002.85	49,551,315.50	0.00	0.00	0.00	1,737,051.72	1,737,051.72	0.00	0.00	0.00	0.00	0.00	1,737,051.72	51,288,367.22	0.00	0.00	0.00	0.00	31,285,370.40	13,990,942.45	0.00	6,012,054.37	51,288,367.22	

SUMMARY

Particulars	Previous Report	This Month	As at Date
(1)	(2)	(3)	(4)
Total Disbursement Authorities Received	338,221,916.33	31,182,133.25	369,414,049.58
NCA	328,855,507.00	28,327,000.00	357,182,507.00
NTA	0.00	0.00	0.00
Working Fund	0.00	0.00	0.00
TRA	11,566,409.33	4,865,133.25	16,431,542.58
CDC	0.00	0.00	0.00
NCAA	0.00	0.00	0.00
Less: Notice of Transfer of Allocations (NTA)* issued	0.00	0.00	0.00
Total Disbursement Authorities Available	338,221,916.33	31,182,133.25	369,414,049.58
Less:	0.00	0.00	0.00
Lapsed NCA	207,727.52	1,440.85	209,168.37
Disbursements	308,104,890.63	44,868,648.20	352,973,538.83
Less: Other Non-Cash Disbursements	0.00	1,754,585.77	1,754,585.77
Disbursements effected through outright deductions from claims	0.00	0.00	0.00
Overpayment of expenses (e.g. personnel benefits)	0.00	0.00	0.00
Restitution for loss of government property	0.00	0.00	0.00
Liquidated damages and similar claims	0.00	0.00	0.00
Others (e.g. TRF, BTR, Docs Stamp, etc.)	0.00	1,754,585.77	1,754,585.77
Adjustments (e.g. cancelled/retired checks)	0.00	0.00	0.00
Balance of Disbursement Authorities as at date	29,809,498.18	(11,723,369.83)	18,186,128.35
Total Disbursements Program	592,008,000.00	0.00	592,008,000.00
Less: Actual Disbursements	308,104,890.63	44,868,648.20	352,973,538.83
(Over)/Under spending	283,903,309.37	(44,868,648.20)	239,034,661.17

Notes: * The use of NTA is discouraged
 Notes: ** Amounts should tally with the grand total disbursement (column 27).

Certified Correct:

 JERRY S. GUMATA, CPA
 Accountant III
 Date: 2022-10-10 21:44:39

Recommending Approval:

 ROSALINDA S. TUVILLA, J.D.
 Vice President for Administration and Finance
 Date: 2022-10-10 21:45:11

Approved By:

 MGBERTO P. MANGUBAT, PH.D.
 SUC President III
 Date: 2022-10-10 21:46:50

MONTHLY REPORT OF DISBURSEMENTS
For the month of July 2022

Department: State Universities and Colleges (SUCs)
Agency/Entity: Carlos C. Hilado Memorial State College
Operating Unit: < not applicable >
Organization Code (UAOB): 06 060 000000
Fund Cluster: 01 Regular Agency Fund

Particulars	Current Year Budget					Prior Year's Budget											Trust Liabilities			Grand Total					Remarks			
	PS	MOOE	FinEx	CO	TOTAL (1)=(2+3+4+5)	Prior Year's Account's Payable					Current Year's Accounts Payable						SUB-TOTAL (18)=(17)	TOTAL (17)=(11+16)	PS	MOOE	CO	TOTAL (28)=(19+20+21)	PS	MOOE		FinEx	CO	TOTAL (27)=(19+20+21+28)
						P1	MOOE	FinEx	CO	Sub-Total (11)=(7+8+9+10)	PS	MOOE	FinEx	CO	Sub-Total (16)=(12+13+14+15)													
1	2	3	4	5	6	7	8	9	10	11	12	13	14	15	16	17	18	19	20	21	22	23	24	25	26	27	28	
CASH DISBURSEMENTS	8,401,296.80	3,126,108.36	0.00	0.00	11,528,404.96	0.00	0.00	0.00	0.00	0.00	0.00	0.00	0.00	0.00	0.00	0.00	11,528,404.96	0.00	0.00	0.00	0.00	0.00	8,401,296.80	3,126,108.36	0.00	0.00	11,528,404.96	
Notice of Cash Allocation (NCA)	8,401,296.80	3,126,108.36	0.00	0.00	11,528,404.96	0.00	0.00	0.00	0.00	0.00	0.00	0.00	0.00	0.00	0.00	0.00	11,528,404.96	0.00	0.00	0.00	0.00	0.00	8,401,296.80	3,126,108.36	0.00	0.00	11,528,404.96	
MDS Checks Issued	8,401,296.80	3,126,108.36	0.00	0.00	11,528,404.96	0.00	0.00	0.00	0.00	0.00	0.00	0.00	0.00	0.00	0.00	0.00	11,528,404.96	0.00	0.00	0.00	0.00	0.00	8,401,296.80	3,126,108.36	0.00	0.00	11,528,404.96	
Advice to Debit Account	0.00	0.00	0.00	0.00	0.00	0.00	0.00	0.00	0.00	0.00	0.00	0.00	0.00	0.00	0.00	0.00	0.00	0.00	0.00	0.00	0.00	0.00	0.00	0.00	0.00	0.00	0.00	
Notice of Transfer of Allocations (NTA)	0.00	0.00	0.00	0.00	0.00	0.00	0.00	0.00	0.00	0.00	0.00	0.00	0.00	0.00	0.00	0.00	0.00	0.00	0.00	0.00	0.00	0.00	0.00	0.00	0.00	0.00	0.00	
MDS Checks Issued	0.00	0.00	0.00	0.00	0.00	0.00	0.00	0.00	0.00	0.00	0.00	0.00	0.00	0.00	0.00	0.00	0.00	0.00	0.00	0.00	0.00	0.00	0.00	0.00	0.00	0.00	0.00	
Advice to Debit Account	0.00	0.00	0.00	0.00	0.00	0.00	0.00	0.00	0.00	0.00	0.00	0.00	0.00	0.00	0.00	0.00	0.00	0.00	0.00	0.00	0.00	0.00	0.00	0.00	0.00	0.00	0.00	
Working Fund for FAPs	0.00	0.00	0.00	0.00	0.00	0.00	0.00	0.00	0.00	0.00	0.00	0.00	0.00	0.00	0.00	0.00	0.00	0.00	0.00	0.00	0.00	0.00	0.00	0.00	0.00	0.00	0.00	
Cash Disbursements - Calling (CDC)	0.00	0.00	0.00	0.00	0.00	0.00	0.00	0.00	0.00	0.00	0.00	0.00	0.00	0.00	0.00	0.00	0.00	0.00	0.00	0.00	0.00	0.00	0.00	0.00	0.00	0.00	0.00	
TOTAL CASH DISBURSEMENTS	8,401,296.80	3,126,108.36	0.00	0.00	11,528,404.96	0.00	0.00	0.00	0.00	0.00	0.00	0.00	0.00	0.00	0.00	0.00	11,528,404.96	0.00	0.00	0.00	0.00	0.00	8,401,296.80	3,126,108.36	0.00	0.00	11,528,404.96	
NON-CASH DISBURSEMENTS	7,449.98	83,811.21	0.00	0.00	101,261.09	0.00	0.00	0.00	0.00	0.00	0.00	0.00	0.00	0.00	0.00	0.00	101,261.09	0.00	0.00	0.00	0.00	0.00	7,449.98	83,811.21	0.00	0.00	101,261.09	
Tax Remittance Air case issued (TRA)	7,449.98	83,811.21	0.00	0.00	101,261.09	0.00	0.00	0.00	0.00	0.00	0.00	0.00	0.00	0.00	0.00	0.00	101,261.09	0.00	0.00	0.00	0.00	0.00	7,449.98	83,811.21	0.00	0.00	101,261.09	
Non-Cash Advances Authority (NCAA)	0.00	0.00	0.00	0.00	0.00	0.00	0.00	0.00	0.00	0.00	0.00	0.00	0.00	0.00	0.00	0.00	0.00	0.00	0.00	0.00	0.00	0.00	0.00	0.00	0.00	0.00	0.00	
Disbursements effected through outright deductions from cash (e.g. salary advance...)	0.00	0.00	0.00	0.00	0.00	0.00	0.00	0.00	0.00	0.00	0.00	0.00	0.00	0.00	0.00	0.00	0.00	0.00	0.00	0.00	0.00	0.00	0.00	0.00	0.00	0.00	0.00	
Overpayment of (concessions) (e.g. personnel benefits)	0.00	0.00	0.00	0.00	0.00	0.00	0.00	0.00	0.00	0.00	0.00	0.00	0.00	0.00	0.00	0.00	0.00	0.00	0.00	0.00	0.00	0.00	0.00	0.00	0.00	0.00	0.00	
Restitution for loss of government property	0.00	0.00	0.00	0.00	0.00	0.00	0.00	0.00	0.00	0.00	0.00	0.00	0.00	0.00	0.00	0.00	0.00	0.00	0.00	0.00	0.00	0.00	0.00	0.00	0.00	0.00	0.00	
Liquidated damages and similar claims	0.00	0.00	0.00	0.00	0.00	0.00	0.00	0.00	0.00	0.00	0.00	0.00	0.00	0.00	0.00	0.00	0.00	0.00	0.00	0.00	0.00	0.00	0.00	0.00	0.00	0.00	0.00	
Unwarranted/OTD extraordinary items (etc. also)	0.00	0.00	0.00	0.00	0.00	0.00	0.00	0.00	0.00	0.00	0.00	0.00	0.00	0.00	0.00	0.00	0.00	0.00	0.00	0.00	0.00	0.00	0.00	0.00	0.00	0.00	0.00	
TOTAL NON-CASH DISBURSEMENTS	7,449.98	83,811.21	0.00	0.00	101,261.09	0.00	0.00	0.00	0.00	0.00	0.00	0.00	0.00	0.00	0.00	0.00	101,261.09	0.00	0.00	0.00	0.00	0.00	7,449.98	83,811.21	0.00	0.00	101,261.09	
GRAND TOTAL	8,408,746.48	3,221,919.57	0.00	0.00	11,630,666.05	0.00	0.00	0.00	0.00	0.00	0.00	0.00	0.00	0.00	0.00	0.00	11,630,666.05	0.00	0.00	0.00	0.00	0.00	8,408,746.48	3,221,919.57	0.00	0.00	11,630,666.05	

SUMMARY

Particulars	Previous Report	This Month	As at Date
(1)	(2)	(3)	(4)
Total Disbursement Authorities Received	196,120,218.45	26,446,281.09	223,566,479.54
NCA	196,091,207.00	26,345,000.00	213,406,207.00
NTA	0.00	0.00	0.00
Working Fund	0.00	0.00	0.00
TRA	10,069,011.45	101,281.09	10,180,272.54
CDC	0.00	0.00	0.00
NCAA	0.00	0.00	0.00
Less: Notice of Transfer of Allocations (NTA)* Issued	0.00	0.00	0.00
Total Disbursement Authorities Available	196,120,218.45	26,446,281.09	223,566,479.54
Less:	0.00	0.00	0.00
Lapsed NCA	207,727.52	0.00	207,727.52
Disbursements	197,853,479.48	11,528,404.96	199,382,884.44
Less: Other Non-Cash Disbursements	0.00	0.00	0.00
Disbursements effected through outright deductions from cash	0.00	0.00	0.00
Overpayment of (concessions) (e.g. personnel benefits)	0.00	0.00	0.00
Restitution for loss of government property	0.00	0.00	0.00
Liquidated damages and similar claims	0.00	0.00	0.00
Others (e.g. TEF, ITF, Debt Stamp, etc.)	0.00	0.00	0.00
Add/less: Adjustments (e.g. cancelled/voided checks)	0.00	0.00	0.00
Balance of Disbursement Authorities as at date	10,069,011.45	13,916,886.13	23,975,897.58
Total Disbursements Program	678,166,000.00	0.00	678,166,000.00
Less: Actual Disbursements	111,728,832.14	0.00	111,728,832.14
(Over)/Under spending	566,437,167.86	0.00	566,437,167.86

Notes: * The use of (NTA) is discouraged
Notes: ** Amounts should tally with the grand total disbursements (column 27).

Certified Correct:

JERRY S. GUMATA, CPA
Accountant III
Date: 08/10/22

Recommending Approval:

MRS. ROSALINDA S. TUMBAK, J.D.
Vice President, Admin and Finance
Date: 08-10-22

Approved By:

DR. NORBERTO P. MANGSULABAN
SUC President III
Date: 08-10-22

MONTHLY REPORT OF DISBURSEMENTS
For the month of June 2022 (Corrected)

Department State Universities and Colleges (SUCs)
Agency/Entity Carlos C. Hilado Memorial State College
Operating Unit < not applicable >
Organization Code (OACB) 00 000 000000
Fund Cluster 01 Regular Agency Fund

Main table with columns: Particulars, Current Year Budget (PS, MOOE, FinEx, CO, TOTAL), Prior Year's Budget (PS, MOOE, FinEx, CO, Sub-Total, TOTAL), Prior Year's Accounts Payable (PS, MOOE, FinEx, CO, Sub-Total, TOTAL), Current Year's Accounts Payable (PS, MOOE, FinEx, CO, Sub-Total, TOTAL), BUS-TOTAL, Trust Liabilities (PS, MOOE, CO, TOTAL), Grand Total (PS, MOOE, FinEx, CO, TOTAL), Remarks.

SUMMARY table with columns: Particulars, Previous Report, This Month, As at Date. Rows include Total Disbursement Authorities Received, Less: Notice of Transfer of Allocations (NTA) Issued, Total Disbursement Authorities Available, Less: NGA, Disbursements, Less: Other Non-Cash Disbursements, Balance of Disbursement Authorities as at date.

Clerk in Charge: JERRY S. SUWATA, CPA
Accounts (R. II)
Date:

Recommending Approval: ROSALINDA S. TUVILLA, CLB
Vice President-Admin and Finance
Date:

Approved By: DR. NORBERTO P. MANALABAN
SUC President
Date:

MONTHLY REPORT OF DISBURSEMENTS
For the month of May 2022

Department: State Universities and Colleges (SUCs)
Agency/Entity: Carlos C. Hilado Memorial State College
Operating Unit: < not applicable >
Organization Code (UAACS): 08 060 000000
Fund Cluster: 01 Regular Agency Fund

Main table with columns: Particulars, Current Year Budget (PS, MOOE, FinEx, CO, TOTAL), Prior Year's Budget (Prior Year's Accounts Payable, Current Year's Accounts Payable, TOTAL), SUB-TOTAL, Trust Liabilities (PS, MOOE, CO, TOTAL), Grand Total (PS, MOOE, FinEx, CO, TOTAL), Remarks.

SUMMARY

Summary table with columns: Particulars, Previous Report, This Month, As at Date. Rows include Total Disbursement Authorities Received, NCA, NTA, Working Fund, TRA, CDC, NCAA, Less: Notice of Transfer of Allocations (NTA) issued, Total Disbursement Authorities Available, Less: Lapsed NCA, Disbursements, Less: Other Non-Cash Disbursements, Balance of Disbursement Authorities as at date, Total Disbursements Program, Less: Actual Disbursements, (Over)/Under spending.

Notes: * The use of NTA is discouraged
Notes: ** Amounts should tally with the grand total disbursement (column 27).

Certified Correct:

JERRY S. GUMATA, CPA
Accountant III

Date: 2022-06-09 08:17:35

Recommending Approval:

ROSALINDA S. TUVILLA, LLB
Vice President for Administration and Finance

Date: 2022-06-09 08:18:17

Approved By:

NORBERTO F. MANGULABNAN, Ph.D.
SUC President, III

Date: 2022-06-09 08:19:25

MONTHLY REPORT OF DISBURSEMENTS
For the month of April 2022

Department: State Universities and Colleges (SUCs)
 Agency/Entity: Carlos C. Hilado Memorial State College
 Operating Unit: < not applicable >
 Organization Code (UACS): 08 060 000000
 Fund Cluster: 01 Regular Agency Fund

Particulars	Current Year Budget					Prior Year's Budget											SUB-TOTAL	Trust Liabilities				Grand Total					Remarks		
	PS	MOOE	FinEx	CO	TOTAL	Prior Year's Accounts Payable					Current Year's Accounts Payable					TOTAL		PS	MOOE	CO	TOTAL	PS	MOOE	FinEx	CO	TOTAL			
						PS	MOOE	FinEx	CO	Sub-Total	PS	MOOE	FinEx	CO	Sub-Total														
1	2	3	4	5	6=(2+3+4+5)	7	8	9	10	11=(7+8+9+10)	12	13	14	15	16=(12+13+14+15)	17=(11+16)	18=(6+17)	19	20	21	22=(19+20+21)	23	24	25	26	27=(23+24+25+26)	28		
CASH DISBURSEMENTS	21,857,403.27	4,448,934.56	0.00	0.00	26,106,337.83	0.00	0.00	0.00	0.00	0.00	0.00	0.00	0.00	0.00	0.00	0.00	26,106,337.83	0.00	0.00	0.00	0.00	21,857,403.27	4,448,934.56	0.00	0.00	26,106,337.83			
Notice of Cash Allocation (NCA)	21,857,403.27	4,448,934.56	0.00	0.00	26,106,337.83	0.00	0.00	0.00	0.00	0.00	0.00	0.00	0.00	0.00	0.00	0.00	26,106,337.83	0.00	0.00	0.00	0.00	21,857,403.27	4,448,934.56	0.00	0.00	26,106,337.83			
MDS Checks Issued	21,857,403.27	4,448,934.56	0.00	0.00	26,106,337.83	0.00	0.00	0.00	0.00	0.00	0.00	0.00	0.00	0.00	0.00	0.00	26,106,337.83	0.00	0.00	0.00	0.00	21,857,403.27	4,448,934.56	0.00	0.00	26,106,337.83			
Advice to Debit Account	0.00	0.00	0.00	0.00	0.00	0.00	0.00	0.00	0.00	0.00	0.00	0.00	0.00	0.00	0.00	0.00	0.00	0.00	0.00	0.00	0.00	0.00	0.00	0.00	0.00	0.00	0.00		
Notice of Transfer Allocations (NTA)	0.00	0.00	0.00	0.00	0.00	0.00	0.00	0.00	0.00	0.00	0.00	0.00	0.00	0.00	0.00	0.00	0.00	0.00	0.00	0.00	0.00	0.00	0.00	0.00	0.00	0.00	0.00		
MDS Checks Issued	0.00	0.00	0.00	0.00	0.00	0.00	0.00	0.00	0.00	0.00	0.00	0.00	0.00	0.00	0.00	0.00	0.00	0.00	0.00	0.00	0.00	0.00	0.00	0.00	0.00	0.00	0.00	0.00	
Advice to Debit Account	0.00	0.00	0.00	0.00	0.00	0.00	0.00	0.00	0.00	0.00	0.00	0.00	0.00	0.00	0.00	0.00	0.00	0.00	0.00	0.00	0.00	0.00	0.00	0.00	0.00	0.00	0.00	0.00	
Working Fund for FAPs	0.00	0.00	0.00	0.00	0.00	0.00	0.00	0.00	0.00	0.00	0.00	0.00	0.00	0.00	0.00	0.00	0.00	0.00	0.00	0.00	0.00	0.00	0.00	0.00	0.00	0.00	0.00	0.00	
Cash Disbursement Ceiling (CDC)	0.00	0.00	0.00	0.00	0.00	0.00	0.00	0.00	0.00	0.00	0.00	0.00	0.00	0.00	0.00	0.00	0.00	0.00	0.00	0.00	0.00	0.00	0.00	0.00	0.00	0.00	0.00	0.00	
TOTAL CASH DISBURSEMENTS	21,857,403.27	4,448,934.56	0.00	0.00	26,106,337.83	0.00	0.00	0.00	0.00	0.00	0.00	0.00	0.00	0.00	0.00	0.00	26,106,337.83	0.00	0.00	0.00	0.00	21,857,403.27	4,448,934.56	0.00	0.00	26,106,337.83			
NON-CASH DISBURSEMENTS	1,328,371.51	121,912.73	0.00	0.00	1,450,284.24	0.00	0.00	0.00	0.00	0.00	0.00	0.00	0.00	0.00	0.00	0.00	1,450,284.24	0.00	0.00	0.00	0.00	1,328,371.51	121,912.73	0.00	0.00	1,450,284.24			
Tax Remittance Advices Issued (TRA)	1,328,371.51	121,912.73	0.00	0.00	1,450,284.24	0.00	0.00	0.00	0.00	0.00	0.00	0.00	0.00	0.00	0.00	0.00	1,450,284.24	0.00	0.00	0.00	0.00	1,328,371.51	121,912.73	0.00	0.00	1,450,284.24			
Non-Cash Availment Authority (NCAA)	0.00	0.00	0.00	0.00	0.00	0.00	0.00	0.00	0.00	0.00	0.00	0.00	0.00	0.00	0.00	0.00	0.00	0.00	0.00	0.00	0.00	0.00	0.00	0.00	0.00	0.00	0.00	0.00	
Disbursements effected through outright deductions from claims (please specify...)	0.00	0.00	0.00	0.00	0.00	0.00	0.00	0.00	0.00	0.00	0.00	0.00	0.00	0.00	0.00	0.00	0.00	0.00	0.00	0.00	0.00	0.00	0.00	0.00	0.00	0.00	0.00	0.00	
Overpayment of expenses (e.g. personnel benefits)	0.00	0.00	0.00	0.00	0.00	0.00	0.00	0.00	0.00	0.00	0.00	0.00	0.00	0.00	0.00	0.00	0.00	0.00	0.00	0.00	0.00	0.00	0.00	0.00	0.00	0.00	0.00	0.00	
Reimbursement for loss of government property	0.00	0.00	0.00	0.00	0.00	0.00	0.00	0.00	0.00	0.00	0.00	0.00	0.00	0.00	0.00	0.00	0.00	0.00	0.00	0.00	0.00	0.00	0.00	0.00	0.00	0.00	0.00	0.00	
Liquidated damages and similar claims	0.00	0.00	0.00	0.00	0.00	0.00	0.00	0.00	0.00	0.00	0.00	0.00	0.00	0.00	0.00	0.00	0.00	0.00	0.00	0.00	0.00	0.00	0.00	0.00	0.00	0.00	0.00	0.00	
Others (e.g. TEF, BTR, Docs Stamp, etc.)	0.00	0.00	0.00	0.00	0.00	0.00	0.00	0.00	0.00	0.00	0.00	0.00	0.00	0.00	0.00	0.00	0.00	0.00	0.00	0.00	0.00	0.00	0.00	0.00	0.00	0.00	0.00	0.00	
TOTAL NON-CASH DISBURSEMENTS	1,328,371.51	121,912.73	0.00	0.00	1,450,284.24	0.00	0.00	0.00	0.00	0.00	0.00	0.00	0.00	0.00	0.00	0.00	1,450,284.24	0.00	0.00	0.00	0.00	1,328,371.51	121,912.73	0.00	0.00	1,450,284.24			
GRAND TOTAL	22,885,774.78	4,570,847.29	0.00	0.00	27,556,622.07	0.00	0.00	0.00	0.00	0.00	0.00	0.00	0.00	0.00	0.00	0.00	27,556,622.07	0.00	0.00	0.00	0.00	22,885,774.78	4,570,847.29	0.00	0.00	27,556,622.07			

SUMMARY

Particulars (1)	Previous Report (2)	This Month (3)	As at Date (4)
Total Disbursement Authorities Received	86,537,122.23	27,678,284.24	114,215,406.47
NCA	81,854,086.00	26,228,000.00	108,082,086.00
NTA	0.00	0.00	0.00
Working Fund	0.00	0.00	0.00
TRA	4,883,036.23	1,450,284.24	6,133,320.47
CDC	0.00	0.00	0.00
NCAA	0.00	0.00	0.00
Less: Notice of Transfer of Allocations (NTA) issued	0.00	0.00	0.00
Total Disbursement Authorities Available	86,537,122.23	27,678,284.24	114,215,406.47
Less:	0.00	0.00	0.00
Lapsed NCA	1,320.98	0.00	1,320.98
Disbursements	81,852,786.02	26,106,337.83	107,959,123.85
Less: Other Non-Cash Disbursements	0.00	0.00	0.00
Disbursements effected through outright deductions from claims	0.00	0.00	0.00
Overpayment of expenses (e.g. personnel benefits)	0.00	0.00	0.00
Reimbursement for loss of government property	0.00	0.00	0.00
Liquidated damages and similar claims	0.00	0.00	0.00
Others (e.g. TEF, BTR, Docs Stamp, etc.)	0.00	0.00	0.00
Add/Less: Adjustments (e.g. cancelled/staled checks)	0.00	0.00	0.00
Balance of Disbursement Authorities as at date	4,883,036.23	1,571,946.41	6,254,982.64
Total Disbursements Program	589,930,000.00	0.00	589,930,000.00
Less: Actual Disbursements	29,513,268.41	0.00	29,513,268.41
(Over)/Under spending	560,416,731.59	0.00	560,416,731.59

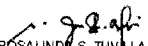
Notes: * The use of NTA is discouraged
 Notes: ** Amounts should tally with the grand total disbursement (column 27).

Certified Correct:


 JERRY S. GUMATA, CPA

Accountant III
 Date: 2022-05-10 17:01:02

Recommending Approval:


 ROSALINDA S. TUVILLA, LLB

Vice President for Administration and Finance
 Date: 2022-05-10 17:02:47

Approved By:


 NORBERTO R. MANGULABNAN, PH.D.

SUC President III
 Date: 2022-05-10 17:08:08

MONTHLY REPORT OF DISBURSEMENTS

For the month of March 2022

Department State Universities and Colleges (SUCs)
 Agency/Entity Carlos C. Hilado Memorial State College
 Operating Unit < not applicable >
 Organization Code (UACS) 08 060 000000
 Fund Cluster 01 Regular Agency Fund

Particulars	Current Year Budget					Prior Year's Budget										Trust Liabilities					Grand Total					Remarks		
	PS	MOOE	FinEx	CO	TOTAL	Prior Year's Accounts Payable					Current Year's Accounts Payable					PS	MOOE	CO	TOTAL	PS	MOOE	FinEx	CO	TOTAL				
						PS	MOOE	FinEx	CO	Sub-Total	PS	MOOE	FinEx	CO	Sub-Total										TOTAL		SUB-TOTAL	
1	2	3	4	5	6=(2+3+4+5)	7	8	9	10	11=(7+8+9+10)	12	13	14	15	16=(12+13+14+15)	17=(11+16)	18=(6+17)	19	20	21	22=(19+20+21)	23	24	25	26	27=(23+24+25+26)	28	
CASH DISBURSEMENTS	19,794,369.18	4,907,890.06	0.00	0.00	24,702,059.22	0.00	2,130,542.21	0.00	6,329,175.97	8,459,718.18	0.00	0.00	0.00	0.00	8,459,718.18	33,161,777.40	0.00	0.00	0.00	0.00	0.00	19,794,369.18	7,038,232.27	0.00	6,329,175.97	33,161,777.40		
Notice of Cash Allocation (NCA)	19,794,369.18	4,907,890.06	0.00	0.00	24,702,059.22	0.00	2,130,542.21	0.00	6,329,175.97	8,459,718.18	0.00	0.00	0.00	0.00	8,459,718.18	33,161,777.40	0.00	0.00	0.00	0.00	0.00	19,794,369.18	7,038,232.27	0.00	6,329,175.97	33,161,777.40		
MDS Checks Issued	19,794,369.18	4,907,890.06	0.00	0.00	24,702,059.22	0.00	2,130,542.21	0.00	6,329,175.97	8,459,718.18	0.00	0.00	0.00	0.00	8,459,718.18	33,161,777.40	0.00	0.00	0.00	0.00	0.00	19,794,369.18	7,038,232.27	0.00	6,329,175.97	33,161,777.40		
Advice to Debt Account	0.00	0.00	0.00	0.00	0.00	0.00	0.00	0.00	0.00	0.00	0.00	0.00	0.00	0.00	0.00	0.00	0.00	0.00	0.00	0.00	0.00	0.00	0.00	0.00	0.00	0.00	0.00	
Notice of Transfer Allocations (NTA)	0.00	0.00	0.00	0.00	0.00	0.00	0.00	0.00	0.00	0.00	0.00	0.00	0.00	0.00	0.00	0.00	0.00	0.00	0.00	0.00	0.00	0.00	0.00	0.00	0.00	0.00	0.00	
MDS Checks Issued	0.00	0.00	0.00	0.00	0.00	0.00	0.00	0.00	0.00	0.00	0.00	0.00	0.00	0.00	0.00	0.00	0.00	0.00	0.00	0.00	0.00	0.00	0.00	0.00	0.00	0.00	0.00	
Advice to Debt Account	0.00	0.00	0.00	0.00	0.00	0.00	0.00	0.00	0.00	0.00	0.00	0.00	0.00	0.00	0.00	0.00	0.00	0.00	0.00	0.00	0.00	0.00	0.00	0.00	0.00	0.00	0.00	
Working Fund for FAPs	0.00	0.00	0.00	0.00	0.00	0.00	0.00	0.00	0.00	0.00	0.00	0.00	0.00	0.00	0.00	0.00	0.00	0.00	0.00	0.00	0.00	0.00	0.00	0.00	0.00	0.00	0.00	
Cash Disbursement Ceiling (CDC)	0.00	0.00	0.00	0.00	0.00	0.00	0.00	0.00	0.00	0.00	0.00	0.00	0.00	0.00	0.00	0.00	0.00	0.00	0.00	0.00	0.00	0.00	0.00	0.00	0.00	0.00	0.00	
TOTAL CASH DISBURSEMENTS	19,794,369.18	4,907,890.06	0.00	0.00	24,702,059.22	0.00	2,130,542.21	0.00	6,329,175.97	8,459,718.18	0.00	0.00	0.00	0.00	8,459,718.18	33,161,777.40	0.00	0.00	0.00	0.00	0.00	19,794,369.18	7,038,232.27	0.00	6,329,175.97	33,161,777.40		
NON-CASH DISBURSEMENTS	1,338,480.10	124,928.03	0.00	0.00	1,461,388.13	0.00	124,858.73	0.00	303,037.14	427,895.87	0.00	0.00	0.00	0.00	427,895.87	1,889,282.00	0.00	0.00	0.00	0.00	0.00	1,338,480.10	249,784.78	0.00	303,037.14	1,889,282.00		
Tax Remittance Advices Issued (TRA)	1,338,480.10	124,928.03	0.00	0.00	1,461,388.13	0.00	124,858.73	0.00	303,037.14	427,895.87	0.00	0.00	0.00	0.00	427,895.87	1,889,282.00	0.00	0.00	0.00	0.00	0.00	1,338,480.10	249,784.78	0.00	303,037.14	1,889,282.00		
Non-Cash Availment Authority (NCAA)	0.00	0.00	0.00	0.00	0.00	0.00	0.00	0.00	0.00	0.00	0.00	0.00	0.00	0.00	0.00	0.00	0.00	0.00	0.00	0.00	0.00	0.00	0.00	0.00	0.00	0.00	0.00	
Disbursements effected through outright deductions from claims (please specify...)	0.00	0.00	0.00	0.00	0.00	0.00	0.00	0.00	0.00	0.00	0.00	0.00	0.00	0.00	0.00	0.00	0.00	0.00	0.00	0.00	0.00	0.00	0.00	0.00	0.00	0.00	0.00	
Overpayment of expenses (e.g. personnel benefits)	0.00	0.00	0.00	0.00	0.00	0.00	0.00	0.00	0.00	0.00	0.00	0.00	0.00	0.00	0.00	0.00	0.00	0.00	0.00	0.00	0.00	0.00	0.00	0.00	0.00	0.00	0.00	
Restitution for loss of government property	0.00	0.00	0.00	0.00	0.00	0.00	0.00	0.00	0.00	0.00	0.00	0.00	0.00	0.00	0.00	0.00	0.00	0.00	0.00	0.00	0.00	0.00	0.00	0.00	0.00	0.00	0.00	
Liquidated damages and similar claims	0.00	0.00	0.00	0.00	0.00	0.00	0.00	0.00	0.00	0.00	0.00	0.00	0.00	0.00	0.00	0.00	0.00	0.00	0.00	0.00	0.00	0.00	0.00	0.00	0.00	0.00	0.00	
Others (e.g. TEF, BTR, Docs Stamp, etc.)	0.00	0.00	0.00	0.00	0.00	0.00	0.00	0.00	0.00	0.00	0.00	0.00	0.00	0.00	0.00	0.00	0.00	0.00	0.00	0.00	0.00	0.00	0.00	0.00	0.00	0.00	0.00	
TOTAL NON-CASH DISBURSEMENTS	1,338,480.10	124,928.03	0.00	0.00	1,461,388.13	0.00	124,858.73	0.00	303,037.14	427,895.87	0.00	0.00	0.00	0.00	427,895.87	1,889,282.00	0.00	0.00	0.00	0.00	0.00	1,338,480.10	249,784.78	0.00	303,037.14	1,889,282.00		
GRAND TOTAL	21,130,829.28	5,032,818.09	0.00	0.00	26,163,445.35	0.00	2,255,400.94	0.00	6,632,213.11	8,887,614.05	0.00	0.00	0.00	0.00	8,887,614.05	35,051,059.40	0.00	0.00	0.00	0.00	0.00	21,130,829.28	7,288,017.03	0.00	6,632,213.11	35,051,059.40		

SUMMARY

Particulars	Previous Report (2)	This Month (3)	As at Date (4)
Total Disbursement Authorities Received	80,563,840.23	25,973,282.00	86,537,122.23
NCA	57,770,086.00	24,084,000.00	81,854,086.00
NTA	0.00	0.00	0.00
Working Fund	0.00	0.00	0.00
TRA	2,793,754.23	1,889,282.00	4,683,036.23
CDC	0.00	0.00	0.00
NCAA	0.00	0.00	0.00
Less: Notice of Transfer of Allocations (NTA)* issued	0.00	0.00	0.00
Total Disbursement Authorities Available	80,563,840.23	25,973,282.00	86,537,122.23
Less:	0.00	0.00	0.00
Lapsed NCA	0.00	1,320.98	1,320.98
Disbursements	48,890,987.82	33,161,777.40	81,952,765.02
Less: Other Non-Cash Disbursements	0.00	0.00	0.00
Disbursements effected through outright deductions from claims	0.00	0.00	0.00
Overpayment of expenses (e.g. personnel benefits)	0.00	0.00	0.00
Restitution for loss of government property	0.00	0.00	0.00
Liquidated damages and similar claims	0.00	0.00	0.00
Others (e.g. TEF, BTR, Docs Stamp, etc.)	0.00	0.00	0.00
Add/Less: Adjustments (e.g. cancelled/staled checks)	0.00	0.00	0.00
Balance of Disbursement Authorities as at date	11,872,852.61	(7,189,818.38)	4,683,036.23
Total Disbursements Program	589,930,000.00	0.00	589,930,000.00
Less: Actual Disbursements	29,513,289.41	0.00	29,513,289.41
(Over)/Under spending	560,416,730.59	0.00	560,416,730.59

Notes: * The use of NTA is discouraged
 Notes: ** Amounts should tally with the grand total disbursement (column 27).

Certified Correct:
JERRY S. GUNATA, CPA
 Accountant III
 Date: 04/11/2022

Recommending Approval:
ROSALINDA S. TUVILLA, LLB
 Vice President- Admin and Finance
 Date: 04/11/2022

Approved By:
NORBERTO P. MANGULABNAN, Ph.D.
 SUC President III
 Date: 04/11/2022

MONTHLY REPORT OF DISBURSEMENTS
For the month of February 2022


Department: State Universities and Colleges (SUCs)
 Agency/Entity: Carlos C. Hilado Memorial State College
 Operating Unit: < not applicable >
 Organization Code (UACS): 08 080 0000000
 Fund Cluster: 01 Regular Agency Fund

Particulars	Current Year Budget					Prior Year's Budget											Trust Liabilities				Grand Total					Remarks	
	PS	MOOE	FinEx	CO	TOTAL	Prior Year's Accounts Payable					Current Year's Accounts Payable						PS	MOOE	CO	TOTAL	PS	MOOE	FinEx	CO	TOTAL		
						PS	MOOE	FinEx	CO	Sub-Total	PS	MOOE	FinEx	CO	Sub-Total	TOTAL											SUB-TOTAL
1	2	3	4	5	6=(2+3+4+5)	7	8	9	10	11=(7+8+9+10)	12	13	14	15	16=(12+13+14+15)	17=(11+16)	18=(8+17)	19	20	21	22=(19+20+21)	23	24	25	26	27=(23+24+25+26)	28
CASH DISBURSEMENTS	19,086,764.62	1,091,724.70	0.00	0.00	20,188,489.32	0.00	363,318.96	0.00	0.00	363,318.96	0.00	0.00	0.00	0.00	363,318.96	20,551,808.28	0.00	0.00	0.00	0.00	19,086,764.62	1,455,043.68	0.00	0.00	20,551,808.28	28	
Notice of Cash Allocation (NCA)	19,086,764.62	1,091,724.70	0.00	0.00	20,188,489.32	0.00	363,318.96	0.00	0.00	363,318.96	0.00	0.00	0.00	0.00	363,318.96	20,551,808.28	0.00	0.00	0.00	0.00	19,086,764.62	1,455,043.68	0.00	0.00	20,551,808.28		
MDS Checks Issued	19,086,764.62	1,091,724.70	0.00	0.00	20,188,489.32	0.00	363,318.96	0.00	0.00	363,318.96	0.00	0.00	0.00	0.00	363,318.96	20,551,808.28	0.00	0.00	0.00	0.00	19,086,764.62	1,455,043.68	0.00	0.00	20,551,808.28		
Advice to Debt Account	0.00	0.00	0.00	0.00	0.00	0.00	0.00	0.00	0.00	0.00	0.00	0.00	0.00	0.00	0.00	0.00	0.00	0.00	0.00	0.00	0.00	0.00	0.00	0.00	0.00	0.00	
Notice of Transfer Allocations (NTA)	0.00	0.00	0.00	0.00	0.00	0.00	0.00	0.00	0.00	0.00	0.00	0.00	0.00	0.00	0.00	0.00	0.00	0.00	0.00	0.00	0.00	0.00	0.00	0.00	0.00	0.00	
MDS Checks Issued	0.00	0.00	0.00	0.00	0.00	0.00	0.00	0.00	0.00	0.00	0.00	0.00	0.00	0.00	0.00	0.00	0.00	0.00	0.00	0.00	0.00	0.00	0.00	0.00	0.00	0.00	
Advice to Debt Account	0.00	0.00	0.00	0.00	0.00	0.00	0.00	0.00	0.00	0.00	0.00	0.00	0.00	0.00	0.00	0.00	0.00	0.00	0.00	0.00	0.00	0.00	0.00	0.00	0.00	0.00	
Working Fund for FAPs	0.00	0.00	0.00	0.00	0.00	0.00	0.00	0.00	0.00	0.00	0.00	0.00	0.00	0.00	0.00	0.00	0.00	0.00	0.00	0.00	0.00	0.00	0.00	0.00	0.00	0.00	
Cash Disbursement Ceiling (CDC)	0.00	0.00	0.00	0.00	0.00	0.00	0.00	0.00	0.00	0.00	0.00	0.00	0.00	0.00	0.00	0.00	0.00	0.00	0.00	0.00	0.00	0.00	0.00	0.00	0.00	0.00	
TOTAL CASH DISBURSEMENTS	19,086,764.62	1,091,724.70	0.00	0.00	20,188,489.32	0.00	363,318.96	0.00	0.00	363,318.96	0.00	0.00	0.00	0.00	363,318.96	20,551,808.28	0.00	0.00	0.00	0.00	19,086,764.62	1,455,043.68	0.00	0.00	20,551,808.28		
NON-CASH DISBURSEMENTS	1,398,544.62	17,978.02	0.00	0.00	1,416,522.64	0.00	3,141.52	0.00	0.00	3,141.52	0.00	0.00	0.00	0.00	3,141.52	1,419,664.16	0.00	0.00	0.00	0.00	1,398,544.62	21,119.54	0.00	0.00	1,419,664.16		
Tax Remittance Advices Issued (TRA)	1,398,544.62	17,978.02	0.00	0.00	1,416,522.64	0.00	3,141.52	0.00	0.00	3,141.52	0.00	0.00	0.00	0.00	3,141.52	1,419,664.16	0.00	0.00	0.00	0.00	1,398,544.62	21,119.54	0.00	0.00	1,419,664.16		
Non-Cash Advainment Authority (NCAA)	0.00	0.00	0.00	0.00	0.00	0.00	0.00	0.00	0.00	0.00	0.00	0.00	0.00	0.00	0.00	0.00	0.00	0.00	0.00	0.00	0.00	0.00	0.00	0.00	0.00	0.00	
Disbursements effected through outright deductions from claims (please specify...)	0.00	0.00	0.00	0.00	0.00	0.00	0.00	0.00	0.00	0.00	0.00	0.00	0.00	0.00	0.00	0.00	0.00	0.00	0.00	0.00	0.00	0.00	0.00	0.00	0.00	0.00	
Overpayment of expenses (e.g. personnel benefits)	0.00	0.00	0.00	0.00	0.00	0.00	0.00	0.00	0.00	0.00	0.00	0.00	0.00	0.00	0.00	0.00	0.00	0.00	0.00	0.00	0.00	0.00	0.00	0.00	0.00	0.00	
Restoration for loss of government property	0.00	0.00	0.00	0.00	0.00	0.00	0.00	0.00	0.00	0.00	0.00	0.00	0.00	0.00	0.00	0.00	0.00	0.00	0.00	0.00	0.00	0.00	0.00	0.00	0.00	0.00	
Liquidated damages and similar claims	0.00	0.00	0.00	0.00	0.00	0.00	0.00	0.00	0.00	0.00	0.00	0.00	0.00	0.00	0.00	0.00	0.00	0.00	0.00	0.00	0.00	0.00	0.00	0.00	0.00	0.00	
Others (e.g. TEF, BTR, Docs Stamp, etc.)	0.00	0.00	0.00	0.00	0.00	0.00	0.00	0.00	0.00	0.00	0.00	0.00	0.00	0.00	0.00	0.00	0.00	0.00	0.00	0.00	0.00	0.00	0.00	0.00	0.00	0.00	
TOTAL NON-CASH DISBURSEMENTS	1,398,544.62	17,978.02	0.00	0.00	1,416,522.64	0.00	3,141.52	0.00	0.00	3,141.52	0.00	0.00	0.00	0.00	3,141.52	1,419,664.16	0.00	0.00	0.00	0.00	1,398,544.62	21,119.54	0.00	0.00	1,419,664.16		
GRAND TOTAL	20,485,309.24	1,109,702.72	0.00	0.00	21,605,011.96	0.00	366,460.48	0.00	0.00	366,460.48	0.00	0.00	0.00	0.00	366,460.48	21,971,472.44	0.00	0.00	0.00	0.00	20,485,309.24	1,476,163.22	0.00	0.00	21,971,472.44		

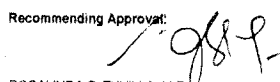
SUMMARY

Particulars	Previous Report (1)	This Month (2)	As at Date (3)	(4)
Total Disbursement Authorities Received	36,137,176.07	24,426,664.16	60,563,840.23	
NCA	34,763,086.00	23,007,000.00	57,770,086.00	
NTA	0.00	0.00	0.00	
Working Fund	0.00	0.00	0.00	
TRA	1,374,090.07	1,418,664.16	2,793,754.23	
CDC	0.00	0.00	0.00	
NCAA	0.00	0.00	0.00	
Less: Notice of Transfer of Allocations (NTA) issued	0.00	0.00	0.00	
Total Disbursement Authorities Available	36,137,176.07	24,426,664.16	60,563,840.23	
Less:	0.00	0.00	0.00	
Lapsed NCA	0.00	0.00	0.00	
Disbursements	28,138,179.54	20,551,808.28	48,690,987.82	
Less: Other Non-Cash Disbursements	0.00	0.00	0.00	
Disbursements effected through outright deductions from claims	0.00	0.00	0.00	
Overpayment of expenses (e.g. personnel benefits)	0.00	0.00	0.00	
Restoration for loss of government property	0.00	0.00	0.00	
Liquidated damages and similar claims	0.00	0.00	0.00	
Others (e.g. TEF, BTR, Docs Stamp, etc.)	0.00	0.00	0.00	
Add/Less: Adjustments (e.g. cancelled/stated checks)	0.00	0.00	0.00	
Balance of Disbursement Authorities as at date	7,997,996.73	3,874,855.88	11,872,852.61	
Total Disbursements Program	589,930,000.00	0.00	589,930,000.00	
Less: Actual Disbursements	29,513,269.41	0.00	29,513,269.41	
(Over)/Under spending	560,416,730.59	0.00	560,416,730.59	


Notes: * The use of NTA is discouraged
 Notes: ** Amounts should tally with the grand total disbursement (column 27).

Certified Correct:

 ATTY. JULIET D. PASUSTENG
 CAO - Finance

Date: 2022-03-08 12:18:30

Recommending Approval:

 ROSALINDA S. TUVILLA, LLB
 Vice President- Administration and Finance

Date: 2022-03-08 12:22:54

Approved By:

 NORBERTO P. MANGULABNAN, Ph.D.
 SUC President

Date: 2022-03-08 12:24:06

MO REPORT OF DISBURSEMENTS
the month of January 2022


Department: State Universities and Colleges (SUCs)
Agency/Entity: Carlos C. Hildado Memorial State College
Operating Unit: < not applicable >
Organization Code (UACS): 08 080 0000000
Fund Cluster: 01 Regular Agency Fund


Particulars	Current Year Budget					Prior Year's Budget											Trust Liabilities				Grand Total				Remarks			
	PS	MOOE	FinEx	CO	TOTAL	Prior Year's Accounts Payable					Current Year's Accounts Payable						SUB-TOTAL	PS	MOOE	CO	TOTAL	PS	MOOE	FinEx		CO	TOTAL	
						PS	MOOE	FinEx	CO	Sub-Total	PS	MOOE	FinEx	CO	Sub-Total	TOTAL												
1	2	3	4	5	6=(2+3+4+5)	7	8	9	10	11=(7+8+9+10)	12	13	14	15	16=(12+13+14+15)	17=(11+16)	18=(6+17)	19	20	21	22=(19+20+21)	23	24	25	26	27=(23+24+25+26)	28	
CASH DISBURSEMENTS	25,595,714.99	485,968.09	0.00	0.00	26,081,681.08	5,000.00	3,980.06	0.00	2,048,538.26	2,057,498.26	0.00	0.00	0.00	0.00	2,057,498.26	28,139,179.34	0.00	0.00	0.00	0.00	25,800,714.99	489,928.09	0.00	2,048,538.26	28,139,179.34			
Notice of Cash Allocation (NCA)	25,595,714.99	485,968.09	0.00	0.00	26,081,681.08	5,000.00	3,980.06	0.00	2,048,538.26	2,057,498.26	0.00	0.00	0.00	0.00	2,057,498.26	28,139,179.34	0.00	0.00	0.00	0.00	25,800,714.99	489,928.09	0.00	2,048,538.26	28,139,179.34			
MDS Checks Issued	25,595,714.99	485,968.09	0.00	0.00	26,081,681.08	5,000.00	3,980.06	0.00	2,048,538.26	2,057,498.26	0.00	0.00	0.00	0.00	2,057,498.26	28,139,179.34	0.00	0.00	0.00	0.00	25,800,714.99	489,928.09	0.00	2,048,538.26	28,139,179.34			
Advice to Debit Account	0.00	0.00	0.00	0.00	0.00	0.00	0.06	0.00	0.00	0.00	0.00	0.00	0.00	0.00	0.00	0.00	0.00	0.00	0.00	0.00	0.00	0.00	0.00	0.00	0.00	0.00	0.00	
Notice of Transfer Allocations (NTA)	0.00	0.00	0.00	0.00	0.00	0.00	0.06	0.00	0.00	0.00	0.00	0.00	0.00	0.00	0.00	0.00	0.00	0.00	0.00	0.00	0.00	0.00	0.00	0.00	0.00	0.00	0.00	
MDS Checks Issued	0.00	0.00	0.00	0.00	0.00	0.00	0.06	0.00	0.00	0.00	0.00	0.00	0.00	0.00	0.00	0.00	0.00	0.00	0.00	0.00	0.00	0.00	0.00	0.00	0.00	0.00	0.00	
Advice to Debit Account	0.00	0.00	0.00	0.00	0.00	0.00	0.06	0.00	0.00	0.00	0.00	0.00	0.00	0.00	0.00	0.00	0.00	0.00	0.00	0.00	0.00	0.00	0.00	0.00	0.00	0.00	0.00	
Working Fund for FAPs	0.00	0.00	0.00	0.00	0.00	0.00	0.06	0.00	0.00	0.00	0.00	0.00	0.00	0.00	0.00	0.00	0.00	0.00	0.00	0.00	0.00	0.00	0.00	0.00	0.00	0.00	0.00	
Cash Disbursement Ceiling (CDC)	0.00	0.00	0.00	0.00	0.00	0.00	0.06	0.00	0.00	0.00	0.00	0.00	0.00	0.00	0.00	0.00	0.00	0.00	0.00	0.00	0.00	0.00	0.00	0.00	0.00	0.00	0.00	
TOTAL CASH DISBURSEMENTS	25,595,714.99	485,968.09	0.00	0.00	26,081,681.08	5,000.00	3,980.06	0.00	2,048,538.26	2,057,498.26	0.00	0.00	0.00	0.00	2,057,498.26	28,139,179.34	0.00	0.00	0.00	0.00	25,800,714.99	489,928.09	0.00	2,048,538.26	28,139,179.34			
NON-CASH DISBURSEMENTS	1,199,280.52	1,180.28	0.00	0.00	1,200,460.78	0.00	0.06	0.00	173,889.29	173,889.29	0.00	0.00	0.00	0.00	173,889.29	1,374,890.07	0.00	0.00	0.00	0.00	1,199,280.52	1,180.28	0.00	173,889.29	1,374,890.07			
Tax Remittance Advice Issued (TRA)	1,199,280.52	1,180.28	0.00	0.00	1,200,460.78	0.00	0.06	0.00	173,889.29	173,889.29	0.00	0.00	0.00	0.00	173,889.29	1,374,890.07	0.00	0.00	0.00	0.00	1,199,280.52	1,180.28	0.00	173,889.29	1,374,890.07			
Non-Cash Availment Authority (NCAA)	0.00	0.00	0.00	0.00	0.00	0.00	0.06	0.00	0.00	0.00	0.00	0.00	0.00	0.00	0.00	0.00	0.00	0.00	0.00	0.00	0.00	0.00	0.00	0.00	0.00	0.00	0.00	
Disbursements effected through outright deductions from claims (please specify...)	0.00	0.00	0.00	0.00	0.00	0.00	0.06	0.00	0.00	0.00	0.00	0.00	0.00	0.00	0.00	0.00	0.00	0.00	0.00	0.00	0.00	0.00	0.00	0.00	0.00	0.00	0.00	
Overpayment of expenses (e.g. personnel benefits)	0.00	0.00	0.00	0.00	0.00	0.00	0.06	0.00	0.00	0.00	0.00	0.00	0.00	0.00	0.00	0.00	0.00	0.00	0.00	0.00	0.00	0.00	0.00	0.00	0.00	0.00	0.00	
Restitution for loss of government property	0.00	0.00	0.00	0.00	0.00	0.00	0.06	0.00	0.00	0.00	0.00	0.00	0.00	0.00	0.00	0.00	0.00	0.00	0.00	0.00	0.00	0.00	0.00	0.00	0.00	0.00	0.00	
Liquidated damages and similar claims	0.00	0.00	0.00	0.00	0.00	0.00	0.06	0.00	0.00	0.00	0.00	0.00	0.00	0.00	0.00	0.00	0.00	0.00	0.00	0.00	0.00	0.00	0.00	0.00	0.00	0.00	0.00	
Others (e.g. TEF, BTr, Docs Stamp, etc.)	0.00	0.00	0.00	0.00	0.00	0.00	0.06	0.00	0.00	0.00	0.00	0.00	0.00	0.00	0.00	0.00	0.00	0.00	0.00	0.00	0.00	0.00	0.00	0.00	0.00	0.00	0.00	
TOTAL NON-CASH DISBURSEMENTS	1,199,280.52	1,180.28	0.00	0.00	1,200,460.78	0.00	0.06	0.00	173,889.29	173,889.29	0.00	0.00	0.00	0.00	173,889.29	1,374,890.07	0.00	0.00	0.00	0.00	1,199,280.52	1,180.28	0.00	173,889.29	1,374,890.07			
GRAND TOTAL	26,794,975.51	487,128.35	0.00	0.00	27,282,101.86	5,000.00	3,980.06	0.00	2,222,207.55	2,231,187.55	0.00	0.00	0.00	0.00	2,231,187.55	29,513,289.41	0.00	0.00	0.00	0.00	26,799,975.51	489,088.35	0.00	2,222,207.55	29,513,289.41			


SUMMARY

Particulars	Previous Report (1)	This Month (2)	As at Date (3)	As at Date (4)
Total Disbursement Authorities Received	0.00	36,137,178.07	36,137,178.07	
NCA	0.00	34,763,086.00	34,763,086.00	
NTA	0.00	0.00	0.00	
Working Fund	0.00	0.00	0.00	
TRA	0.00	1,374,090.07	1,374,090.07	
CDC	0.00	0.00	0.00	
NCAA	0.00	0.00	0.00	
Less: Notice of Transfer of Allocations (NTA) issued	0.00	0.00	0.00	
Total Disbursement Authorities Available	0.00	36,137,178.07	36,137,178.07	
Less:	0.00	0.00	0.00	
Lapsed NCA	0.00	0.00	0.00	
Disbursements	0.00	28,139,179.34	28,139,179.34	
Less: Other Non-Cash Disbursements	0.00	0.00	0.00	
Disbursements effected through outright deductions from claims	0.00	0.00	0.00	
Overpayment of expenses (e.g. personnel benefits)	0.00	0.00	0.00	
Restitution for loss of government property	0.00	0.00	0.00	
Liquidated damages and similar claims	0.00	0.00	0.00	
Others (e.g. TEF, BTr, Docs Stamp, etc.)	0.00	0.00	0.00	
Add/Less: Adjustments (e.g. cancelled/stated checks)	0.00	0.00	0.00	
Balance of Disbursement Authorities as at date	0.00	7,997,998.73	7,997,998.73	
Total Disbursements Program	0.00	586,930,000.00	586,930,000.00	
Less: Actual Disbursements	0.00	29,513,289.41	29,513,289.41	
Over/Under spending	0.00	560,416,730.59	560,416,730.59	

Notes: * The use of NTA is discouraged
Notes: ** Amounts should tally with the grand total disbursement (column 27).

Approved: 
ATTY. LUIST D. PASUSTENTO
Finance Officer
Date: 2022-02-07 13:28:20

Recommending Approval: 
ROSALINDA S. TUVILLA, LPA
Vice President for Administration and Finance
Date: 2022-02-07 13:27:18

Approved By: 
NORBERTO P. MANGALABNAN, PH.D.
SUC President III
Date: 2022-02-07 13:28:53

2/10/22
mld