

STATEMENT OF APPROPRIATIONS, ALLOTMENTS, OBLIGATIONS, DISBURSEMENTS AND BALANCES
As at the Quarter Ending December 31, 2023

Department : State Universities and Colleges (SUCs)
Agency/Entity : Carlos Hilado Memorial State University
Operating Unit : < not applicable >
Organization Code (UACS) : 06 060 000000
Fund Cluster : 01 - Regular Agency Fund

X Current Year Appropriations
Supplemental Appropriations
Continuing Appropriations

(e.g. UACS Fund Cluster: 01-Regular Agency Fund, 02-Foreign Assisted Projects Fund, 03-Special Account-Locally Funded/Domestic Grants Fund, and 04-Special Account-Foreign Assisted/Foreign Grants Fund)

Table with columns: Particulars, UACS CODE, Appropriations (Authorized, Adjusted), Allotments (Received, Adjusted), Current Year Obligations (1st-4th Quarter, Total), Current Year Disbursements (1st-4th Quarter, Total), Balances (Unreleased, Unobligated, Unpaid Obligations).

This report was generated using the Unified Reporting System on January 29, 2024 12:06 PM. Status: SUBMITTED

Department : State Universities and Colleges (SUCs)
 Agency/Entity : Carlos Hilado Memorial State University
 Operating Unit : < not applicable >
 Organization Code (UACS) : 08 060 000000
 Fund Cluster : 01 - Regular Agency Fund

X	Current Year Appropriations
	Supplemental Appropriations
	Continuing Appropriations

(e.g. UACS Fund Cluster: 01-Regular Agency Fund, 02-Foreign Assisted Projects Fund, 03-Special Account-Locally Funded/Domestic Grants Fund, and 04-Special Account-Foreign Assisted/Foreign Grants Fund)

Particulars	UACS CODE	Appropriations		Allotments		Current Year Obligations					Current Year Disbursements					Balances							
		Authorized Appropriations	Transfer To/From, Modifications/Amendations/1	Adjusted Appropriations	Allotments Received	Adjustments (Reductions, Modifications/ Augmentations/)	Transfer To	Transfer From	Adjusted Allotments	1st Quarter Ending March 31	2nd Quarter Ending June 30	3rd Quarter Ending September 30	4th Quarter Ending December 31	Total	1st Quarter Ending March 31	2nd Quarter Ending June 30	3rd Quarter Ending September 30	4th Quarter Ending December 31	Total	Unreleased Appropriations	Unallotted Allotments	Unpaid Obligations (1-5-20)(23+24)	
		3	4	5(3+4)	6	7	8	9	10(8+9-7)+5+9	11	12	13	14	15(11+12+13+14)	16	17	18	19	20(16+17+18+19)	21	22	23	24
Retirement and Life Insurance Premiums		26,136,000.00	4,120,582.00	28,256,582.00	28,256,582.00	0.00	0.00	0.00	19,256,582.00	4,452,711.17	10,159,179.27	7,289,782.84	7,374,888.72	29,266,562.00	4,452,711.17	10,159,179.27	7,289,782.84	7,374,888.72	29,266,562.00	0.00	0.00	0.00	0.00
Sub-Total II. Automatic Appropriations		25,136,000.00	4,120,582.00	28,256,582.00	28,256,582.00	0.00	0.00	0.00	18,256,582.00	4,452,711.17	10,159,179.27	7,289,782.84	7,374,888.72	28,256,562.00	4,452,711.17	10,159,179.27	7,289,782.84	7,374,888.72	28,256,562.00	0.00	0.00	0.00	0.00
MOOE		0.00	0.00	0.00	0.00	0.00	0.00	0.00	0.00	4,452,711.17	10,159,179.27	7,289,782.84	7,374,888.72	28,256,562.00	4,452,711.17	10,159,179.27	7,289,782.84	7,374,888.72	28,256,562.00	0.00	0.00	0.00	0.00
FinEx		0.00	0.00	0.00	0.00	0.00	0.00	0.00	0.00	0.00	0.00	0.00	0.00	0.00	0.00	0.00	0.00	0.00	0.00	0.00	0.00	0.00	0.00
CO		0.00	0.00	0.00	0.00	0.00	0.00	0.00	0.00	0.00	0.00	0.00	0.00	0.00	0.00	0.00	0.00	0.00	0.00	0.00	0.00	0.00	0.00
III. Special Purpose Fund		0.00	35,481,010.00	35,481,010.00	0.00	35,481,010.00	0.00	0.00	35,481,010.00	61,413.74	26,855,613.01	3,004,853.07	0.00	29,921,879.82	61,413.74	26,855,613.01	3,004,853.07	0.00	29,921,879.82	0.00	5,538,130.18	0.00	0.00
Miscellaneous Personnel Benefits Fund		0.00	33,274,690.00	33,274,690.00	0.00	33,274,690.00	0.00	0.00	33,274,690.00	0.00	26,386,419.01	3,004,853.07	0.00	26,401,272.08	0.00	26,386,419.01	3,004,853.07	0.00	26,401,272.08	0.00	3,873,417.92	0.00	0.00
PS		0.00	33,274,690.00	33,274,690.00	0.00	33,274,690.00	0.00	0.00	33,274,690.00	0.00	26,386,419.01	3,004,853.07	0.00	26,401,272.08	0.00	26,386,419.01	3,004,853.07	0.00	26,401,272.08	0.00	3,873,417.92	0.00	0.00
Pension and Gratuity Fund		0.00	2,198,320.00	2,198,320.00	0.00	2,198,320.00	0.00	0.00	2,198,320.00	61,413.74	459,194.00	0.00	0.00	520,607.74	61,413.74	459,194.00	0.00	0.00	520,607.74	0.00	1,895,712.26	0.00	0.00
PS		0.00	2,198,320.00	2,198,320.00	0.00	2,198,320.00	0.00	0.00	2,198,320.00	61,413.74	459,194.00	0.00	0.00	520,607.74	61,413.74	459,194.00	0.00	0.00	520,607.74	0.00	1,895,712.26	0.00	0.00
Sub-Total III. Special Purpose Fund		0.00	35,481,010.00	35,481,010.00	0.00	35,481,010.00	0.00	0.00	35,481,010.00	61,413.74	26,855,613.01	3,004,853.07	0.00	29,921,879.82	61,413.74	26,855,613.01	3,004,853.07	0.00	29,921,879.82	0.00	5,538,130.18	0.00	0.00
MOOE		0.00	35,481,010.00	35,481,010.00	0.00	35,481,010.00	0.00	0.00	35,481,010.00	61,413.74	26,855,613.01	3,004,853.07	0.00	29,921,879.82	61,413.74	26,855,613.01	3,004,853.07	0.00	29,921,879.82	0.00	5,538,130.18	0.00	0.00
FinEx		0.00	0.00	0.00	0.00	0.00	0.00	0.00	0.00	0.00	0.00	0.00	0.00	0.00	0.00	0.00	0.00	0.00	0.00	0.00	0.00	0.00	0.00
CO		0.00	0.00	0.00	0.00	0.00	0.00	0.00	0.00	0.00	0.00	0.00	0.00	0.00	0.00	0.00	0.00	0.00	0.00	0.00	0.00	0.00	0.00
IV. Reversion of the Unobligated Allotments charged against RA, Nos. 11495 and 11494		0.00	0.00	0.00	0.00	0.00	0.00	0.00	0.00	0.00	0.00	0.00	0.00	0.00	0.00	0.00	0.00	0.00	0.00	0.00	0.00	0.00	0.00
GRAND TOTAL		564,178,000.00	38,881,871.00	603,760,572.00	499,859,812.00	35,481,010.00	0.00	0.00	535,326,822.00	105,492,895.48	132,893,740.95	179,325,836.13	104,791,315.55	527,673,737.22	84,252,344.88	138,471,534.08	183,512,418.74	113,842,028.81	523,178,314.51	68,439,750.00	7,847,934.78	0.00	4,485,472.71
PS		314,106,000.00	51,321,157.00	386,426,157.00	316,226,562.00	47,200,596.00	0.00	0.00	365,426,157.00	67,822,220.52	116,135,284.33	78,214,462.10	87,820,821.27	359,792,586.22	67,822,220.52	116,135,284.33	78,214,462.10	87,820,821.27	359,792,586.22	0.00	5,633,568.78	0.00	0.00
MOOE		226,074,000.00	(11,738,586.00)	213,335,414.00	166,634,250.00	(11,738,586.00)	0.00	0.00	144,894,965.00	12,981,796.98	16,729,445.73	101,311,374.03	11,970,984.28	142,892,301.00	12,981,796.98	16,729,445.73	101,311,374.03	11,970,984.28	142,892,301.00	68,439,750.00	2,032,364.00	0.00	374,279.79
CO		25,000,000.00	0.00	25,000,000.00	25,000,000.00	0.00	0.00	25,000,000.00	24,988,888.00	0.00	0.00	0.00	0.00	24,988,888.00	3,746,333.20	6,807,714.02	5,988,674.61	4,624,993.21	20,987,895.04	0.00	11,112.00	0.00	4,129,182.96
Recapitulation by OO:																							
1. Agency Specific Budget		473,511,000.00	34,683,042.93	508,194,042.93	406,071,250.00	34,683,042.93	0.00	0.00	439,754,292.93	89,958,816.22	103,054,359.58	157,967,972.69	83,857,986.36	434,239,233.84	88,418,381.42	109,692,113.80	163,854,547.29	88,094,209.82	429,819,271.13	68,439,750.00	5,515,059.09	0.00	4,419,962.71
HIGHER EDUCATION PROGRAM		440,447,000.00	36,808,442.16	477,255,442.16	372,007,260.00	36,808,442.16	0.00	0.00	408,815,692.16	83,856,323.82	102,390,641.26	156,875,532.48	81,396,247.61	405,311,745.07	83,856,323.82	102,380,911.28	156,875,532.48	81,148,651.76	405,094,129.32	68,439,750.00	5,503,947.09	0.00	247,815.75
TECHNICAL ADVISORY EXTENSION PROGRAM		1,105,000.00	(182,500.00)	922,500.00	1,105,000.00	(182,500.00)	0.00	0.00	922,500.00	139,823.40	380,804.85	159,324.15	262,347.80	522,500.00	139,823.40	380,804.85	159,324.15	219,483.80	878,348.00	0.00	0.00	0.00	43,154.00
RESEARCH PROGRAM		31,958,000.00	(1,942,899.23)	30,015,100.77	31,958,000.00	(1,942,899.23)	0.00	0.00	30,015,100.77	25,980,868.00	313,113.67	1,632,118.06	2,199,080.06	30,004,988.77	4,820,114.20	6,820,807.96	7,818,690.66	6,716,083.26	26,876,795.81	0.00	11,112.00	0.00	4,129,182.96

Certified Correct:

 MARI LOU J. DUCA
 Budget Officer III
 Date: January 29, 2024 12:00 PM

Certified Correct:

 ATT. JANET D. ASUSTENTO
 CAO - Finance
 Date: January 29, 2024 12:00 PM

Recommending Approval By:

 ROSALINDA S. TAN, D.D.
 Vice President for Administration and Finance
 Date: January 29, 2024 12:02 PM

Approved By:

 NORBERTO P. MANALABAN, PH.D.
 SUC President III
 Date: January 29, 2024 12:05 PM

STATEMENT OF APPROPRIATIONS, ALLOTMENTS, OBLIGATIONS, DISBURSEMENTS AND BALANCES

As at the Quarter Ending December 31, 2023

Department : State Universities and Colleges (SUCs)
 Agency/Entity : Carlos Hilado Memorial State University
 Operating Unit : <not applicable >
 Organization Code (UACS) : 08 060 000000
 Fund Cluster : 01 - Regular Agency Fund

	Current Year Appropriations
	Supplemental Appropriations
X	Continuing Appropriations

(e.g. UACS Fund Cluster: 01-Regular Agency Fund, 02-Foreign-Assisted Projects Fund, 03-Special Account-Locally Funded/Domestic Grants Fund, and 04-Special Account-Foreign Assisted/Foreign Grants Fund)

Particulars	UACS CODE	Appropriations				Allotments					Current Year Obligations					Current Year Disbursements					Balances			
		Authorized Appropriations	Adjusted Appropriations	Alotments Received	Adjustments (Reductions, Modifications, Augmentations)	Transfer To	Transfer From	Adjusted Allotments	1st Quarter Ending March 31	2nd Quarter Ending June 30	3rd Quarter Ending September 30	4th Quarter Ending December 31	Total	1st Quarter Ending March 31	2nd Quarter Ending June 30	3rd Quarter Ending September 30	4th Quarter Ending December 31	Total	Unreleased Appropriations	Unobligated Allotments	Unpaid Obligations (15-20) = (21+24)			
		4	5	6	7	8	9	10 = (8+9)	11	12	13	14	15 = (11+12+13+14)	16	17	18	19	20 = (16+17+18+19)	21 = (10)	22 = (10-18)	23 = Demandable	24 = Not Yet Due		
I. Agency Specific Budget		25,384,350.89	25,384,350.89	23,193,823.89	0.00	0.00	23,193,823.89	3,895,143.19	1,398,324.03	8,283,356.10	8,118,957.40	22,895,782.72	3,895,143.19	783,824.03	8,917,858.10	8,914,127.00	22,190,962.32	2,190,427.00	498,141.17	0.00	604,830.40	0.00		
General Administration and Support	18000000000000	0.00	0.00	0.00	0.00	0.00	0.00	0.00	0.00	0.00	0.00	0.00	0.00	0.00	0.00	0.00	0.00	0.00	0.00	0.00	0.00	0.00	0.00	
General Management and Supervision	18000010000100	0.00	0.00	0.00	0.00	0.00	0.00	0.00	0.00	0.00	0.00	0.00	0.00	0.00	0.00	0.00	0.00	0.00	0.00	0.00	0.00	0.00	0.00	
MOOE		0.00	0.00	0.00	0.00	0.00	0.00	0.00	0.00	0.00	0.00	0.00	0.00	0.00	0.00	0.00	0.00	0.00	0.00	0.00	0.00	0.00	0.00	
Sub-Total, General Administration and Support		0.00	0.00	0.00	0.00	0.00	0.00	0.00	0.00	0.00	0.00	0.00	0.00	0.00	0.00	0.00	0.00	0.00	0.00	0.00	0.00	0.00	0.00	
PS		0.00	0.00	0.00	0.00	0.00	0.00	0.00	0.00	0.00	0.00	0.00	0.00	0.00	0.00	0.00	0.00	0.00	0.00	0.00	0.00	0.00	0.00	
MOOE		0.00	0.00	0.00	0.00	0.00	0.00	0.00	0.00	0.00	0.00	0.00	0.00	0.00	0.00	0.00	0.00	0.00	0.00	0.00	0.00	0.00	0.00	
FinEx (if Applicable)		0.00	0.00	0.00	0.00	0.00	0.00	0.00	0.00	0.00	0.00	0.00	0.00	0.00	0.00	0.00	0.00	0.00	0.00	0.00	0.00	0.00	0.00	
CO		0.00	0.00	0.00	0.00	0.00	0.00	0.00	0.00	0.00	0.00	0.00	0.00	0.00	0.00	0.00	0.00	0.00	0.00	0.00	0.00	0.00	0.00	
Operations	30000000000000	25,384,350.89	25,384,350.89	23,193,823.89	0.00	0.00	23,193,823.89	3,895,143.19	1,398,324.03	8,283,356.10	8,118,957.40	22,895,782.72	3,895,143.19	783,824.03	8,917,858.10	8,914,127.00	22,190,962.32	2,190,427.00	498,141.17	0.00	604,830.40	0.00		
OO : Relevant and quality tertiary education ensured to achieve inclusive growth and access of poor but deserving students to quality tertiary education increased		25,384,350.89	25,384,350.89	23,193,823.89	0.00	0.00	23,193,823.89	3,895,143.19	1,398,324.03	8,283,356.10	8,118,957.40	22,895,782.72	3,895,143.19	783,824.03	8,917,858.10	8,914,127.00	22,190,962.32	2,190,427.00	498,141.17	0.00	604,830.40	0.00		
HIGHER EDUCATION PROGRAM		25,384,350.89	25,384,350.89	23,193,823.89	0.00	0.00	23,193,823.89	3,895,143.19	1,398,324.03	8,283,356.10	8,118,957.40	22,895,782.72	3,895,143.19	783,824.03	8,917,858.10	8,914,127.00	22,190,962.32	2,190,427.00	498,141.17	0.00	604,830.40	0.00		
Provision of Higher Education Services	31010010000200	573,239.77	573,239.77	573,239.77	0.00	0.00	573,239.77	0.00	0.00	573,239.77	0.00	573,239.77	0.00	0.00	573,239.77	573,239.77	573,239.77	0.00	0.00	0.00	0.00	0.00	0.00	
MOOE		573,239.77	573,239.77	573,239.77	0.00	0.00	573,239.77	0.00	0.00	573,239.77	0.00	573,239.77	0.00	0.00	573,239.77	573,239.77	573,239.77	0.00	0.00	0.00	0.00	0.00	0.00	
Locally Funded Project(s)		24,811,111.12	24,811,111.12	22,620,984.12	0.00	0.00	22,620,984.12	3,895,143.19	1,398,324.03	7,710,118.33	8,118,957.40	22,122,642.65	3,895,143.19	783,824.03	8,944,818.53	8,914,127.00	21,817,712.65	2,190,427.00	498,141.17	0.00	604,830.40	0.00		
Completion of Sports and Walkways Center - Binabagan Campus	31010020000000	0.00	0.00	0.00	0.00	0.00	0.00	0.00	0.00	0.00	0.00	0.00	0.00	0.00	0.00	0.00	0.00	0.00	0.00	0.00	0.00	0.00	0.00	
MOOE		0.00	0.00	0.00	0.00	0.00	0.00	0.00	0.00	0.00	0.00	0.00	0.00	0.00	0.00	0.00	0.00	0.00	0.00	0.00	0.00	0.00	0.00	
Conduct of Activities for Sports and Culture Development	31010020001300	500,000.00	500,000.00	500,000.00	0.00	0.00	500,000.00	453,540.00	0.00	0.00	0.00	453,540.00	453,540.00	0.00	0.00	0.00	453,540.00	0.00	0.00	0.00	0.00	0.00	0.00	
MOOE		500,000.00	500,000.00	500,000.00	0.00	0.00	500,000.00	453,540.00	0.00	0.00	0.00	453,540.00	453,540.00	0.00	0.00	0.00	453,540.00	0.00	0.00	0.00	0.00	0.00	0.00	
Conversion of Rice-Harvest Laboratory Building into a Two-Storey Fishery Technology Building in Binabagan Campus	31010020001400	1,111,111.12	1,111,111.12	1,111,111.12	0.00	0.00	1,111,111.12	0.00	0.00	0.00	0.00	0.00	0.00	0.00	0.00	0.00	0.00	0.00	0.00	0.00	0.00	0.00	0.00	
CO		1,111,111.12	1,111,111.12	1,111,111.12	0.00	0.00	1,111,111.12	0.00	0.00	0.00	0.00	0.00	0.00	0.00	0.00	0.00	0.00	0.00	0.00	0.00	0.00	0.00	0.00	
Infrastructure and Smart Campus Development, Operationalization of Face-to-Face Classes and Upgrading/Procurement of Equipment	31010020001700	20,700,000.00	20,700,000.00	18,509,573.00	0.00	0.00	18,509,573.00	3,219,730.00	1,289,000.00	6,423,512.00	7,320,321.73	18,232,563.73	3,219,730.00	834,500.00	7,058,012.00	6,815,481.33	17,727,733.33	2,190,427.00	277,009.27	0.00	604,830.40	0.00		
MOOE		8,000,000.00	8,000,000.00	8,440,000.00	0.00	0.00	8,440,000.00	0.00	0.00	6,440,000.00	0.00	6,423,512.00	0.00	0.00	6,423,512.00	6,423,512.00	1,860,000.00	16,488.00	0.00	0.00	0.00	0.00	0.00	
CO		12,700,000.00	12,700,000.00	12,069,573.00	0.00	0.00	12,069,573.00	3,219,730.00	1,289,000.00	0.00	7,320,321.73	11,809,051.73	3,219,730.00	834,500.00	634,500.00	6,815,481.33	11,304,221.33	830,427.00	280,521.27	0.00	604,830.40	0.00		
Capacity Development on Futures Thinking and Strategic Exports	31010020001800	2,000,000.00	2,000,000.00	2,000,000.00	0.00	0.00	2,000,000.00	0.00	0.00	1,296,806.33	554,203.54	1,840,809.87	0.00	0.00	1,296,806.33	554,203.54	1,840,809.87	0.00	158,190.13	0.00	0.00	0.00		
MOOE		2,000,000.00	2,000,000.00	2,000,000.00	0.00	0.00	2,000,000.00	0.00	0.00	1,296,806.33	554,203.54	1,840,809.87	0.00	0.00	1,296,806.33	554,203.54	1,840,809.87	0.00	158,190.13	0.00	0.00	0.00		

This report was generated using the Unified Reporting System on January 29, 2024 12:07 PM. Status : SUBMITTED

Department : State Universities and Colleges (SUCs)
 Agency/Entity : Carlos Hilado Memorial State University
 Operating Unit : < not applicable >
 Organization Code (UACS) : 08 060 0000000
 Fund Cluster : 01 - Regular Agency Fund

	Current Year Appropriations
	Supplemental Appropriations
X	Continuing Appropriations

(e.g. UACS Fund Cluster: 01-Regular Agency Fund, 02-Foreign-Assisted Projects Fund, 03-Special Account-Locally Funded/Domestic Grants Fund, and 04-Special Account-Foreign Assisted/Foreign Grants Fund)

Particulars	UACS CODE	Appropriations			Allotments					Current Year Obligations					Current Year Disbursements					Balances				
		Authorized Appropriations	Adjustments To/From, Modifications/Amendments	Adjusted Appropriations	Allotments Received	Adjustments (Reductions, Modifications/Augmentations)	Transfer To	Transfer From	Adjusted Allotments	1st Quarter Ending March 31	2nd Quarter Ending June 30	3rd Quarter Ending September 30	4th Quarter Ending December 31	Total	1st Quarter Ending March 31	2nd Quarter Ending June 30	3rd Quarter Ending September 30	4th Quarter Ending December 31	Total	Unreleased Appropriations	Unobligated Allotments	Unpaid Obligations (15-20)=(23+24)		
		3	4	5=(3+4)	6	7	8	9	10=(8+9)+10	11	12	13	14	15=(11+12+13+14)	16	17	18	19	20=(16+17+18+19)	21=(6-10)	22=(10-15)	23	24	
Student Assistance Program	31010203001800	500,000.00	0.00	500,000.00	500,000.00	0.00	0.00	0.00	500,000.00	221,873.19	129,324.03	0.00	148,724.13	498,921.35	221,873.19	129,324.03	0.00	148,724.13	498,921.35	0.00	0.00	78.85	0.00	0.00
MOOE		500,000.00	0.00	500,000.00	500,000.00	0.00	0.00	0.00	500,000.00	221,873.19	129,324.03	0.00	148,724.13	498,921.35	221,873.19	129,324.03	0.00	148,724.13	498,921.35	0.00	0.00	78.85	0.00	0.00
Sub-Total, Operations		25,384,350.89	0.00	25,384,350.89	23,193,923.89	0.00	0.00	0.00	23,193,923.89	3,895,143.19	1,396,324.03	0.00	8,283,358.10	9,118,967.40	22,895,782.72	3,895,143.19	763,820.03	8,917,858.10	8,614,127.00	22,190,952.32	2,190,427.00	498,141.17	0.00	504,830.40
PS		0.00	0.00	0.00	0.00	0.00	0.00	0.00	0.00	0.00	0.00	0.00	0.00	0.00	0.00	0.00	0.00	0.00	0.00	0.00	0.00	0.00	0.00	0.00
MOOE		11,573,239.77	0.00	11,573,239.77	10,013,239.77	0.00	0.00	0.00	10,013,239.77	475,413.19	129,324.03	0.00	8,283,358.10	702,927.87	8,791,022.99	475,413.19	129,324.03	8,283,358.10	702,927.87	8,791,022.99	1,950,000.00	222,216.76	0.00	0.00
FinEx (if Applicable)		0.00	0.00	0.00	0.00	0.00	0.00	0.00	0.00	0.00	0.00	0.00	0.00	0.00	0.00	0.00	0.00	0.00	0.00	0.00	0.00	0.00	0.00	0.00
CO		13,811,111.12	0.00	13,811,111.12	13,180,684.12	0.00	0.00	0.00	13,180,684.12	3,219,730.00	1,269,000.00	0.00	8,416,029.73	12,904,759.73	3,219,730.00	834,500.00	834,500.00	7,911,199.33	12,998,929.33	830,427.00	275,924.36	0.00	0.00	504,830.40
Sub-Total, I Agency Specific Budget		25,384,350.89	0.00	25,384,350.89	23,193,923.89	0.00	0.00	0.00	23,193,923.89	3,895,143.19	1,396,324.03	0.00	8,416,029.73	12,904,759.73	22,895,782.72	3,895,143.19	763,820.03	8,917,858.10	8,614,127.00	22,190,952.32	2,190,427.00	498,141.17	0.00	504,830.40
PS		0.00	0.00	0.00	0.00	0.00	0.00	0.00	0.00	0.00	0.00	0.00	0.00	0.00	0.00	0.00	0.00	0.00	0.00	0.00	0.00	0.00	0.00	0.00
MOOE		11,573,239.77	0.00	11,573,239.77	10,013,239.77	0.00	0.00	0.00	10,013,239.77	475,413.19	129,324.03	0.00	8,283,358.10	702,927.87	8,791,022.99	475,413.19	129,324.03	8,283,358.10	702,927.87	8,791,022.99	1,950,000.00	222,216.76	0.00	0.00
FinEx (if Applicable)		0.00	0.00	0.00	0.00	0.00	0.00	0.00	0.00	0.00	0.00	0.00	0.00	0.00	0.00	0.00	0.00	0.00	0.00	0.00	0.00	0.00	0.00	0.00
CO		13,811,111.12	0.00	13,811,111.12	13,180,684.12	0.00	0.00	0.00	13,180,684.12	3,219,730.00	1,269,000.00	0.00	8,416,029.73	12,904,759.73	3,219,730.00	834,500.00	834,500.00	7,911,199.33	12,998,929.33	830,427.00	275,924.36	0.00	0.00	504,830.40
GRAND TOTAL		25,384,350.89	0.00	25,384,350.89	23,193,923.89	0.00	0.00	0.00	23,193,923.89	3,895,143.19	1,396,324.03	0.00	8,416,029.73	12,904,759.73	22,895,782.72	3,895,143.19	763,820.03	8,917,858.10	8,614,127.00	22,190,952.32	2,190,427.00	498,141.17	0.00	504,830.40
PS		0.00	0.00	0.00	0.00	0.00	0.00	0.00	0.00	0.00	0.00	0.00	0.00	0.00	0.00	0.00	0.00	0.00	0.00	0.00	0.00	0.00	0.00	0.00
MOOE		11,573,239.77	0.00	11,573,239.77	10,013,239.77	0.00	0.00	0.00	10,013,239.77	475,413.19	129,324.03	0.00	8,283,358.10	702,927.87	8,791,022.99	475,413.19	129,324.03	8,283,358.10	702,927.87	8,791,022.99	1,950,000.00	222,216.76	0.00	0.00
FinEx (if Applicable)		0.00	0.00	0.00	0.00	0.00	0.00	0.00	0.00	0.00	0.00	0.00	0.00	0.00	0.00	0.00	0.00	0.00	0.00	0.00	0.00	0.00	0.00	0.00
CO		13,811,111.12	0.00	13,811,111.12	13,180,684.12	0.00	0.00	0.00	13,180,684.12	3,219,730.00	1,269,000.00	0.00	8,416,029.73	12,904,759.73	3,219,730.00	834,500.00	834,500.00	7,911,199.33	12,998,929.33	830,427.00	275,924.36	0.00	0.00	504,830.40
Recapitulation by CO:																								
I Agency Specific Budget		25,384,350.89	0.00	25,384,350.89	23,193,923.89	0.00	0.00	0.00	23,193,923.89	3,895,143.19	1,396,324.03	0.00	8,416,029.73	12,904,759.73	22,895,782.72	3,895,143.19	763,820.03	8,917,858.10	8,614,127.00	22,190,952.32	2,190,427.00	498,141.17	0.00	504,830.40
HIGHER EDUCATION PROGRAM		25,384,350.89	0.00	25,384,350.89	23,193,923.89	0.00	0.00	0.00	23,193,923.89	3,895,143.19	1,396,324.03	0.00	8,416,029.73	12,904,759.73	22,895,782.72	3,895,143.19	763,820.03	8,917,858.10	8,614,127.00	22,190,952.32	2,190,427.00	498,141.17	0.00	504,830.40

Certified Correct:

 MARI LOU J. DUCA
 Budget Officer III
 Date: January 29, 2024 12:00 PM

Certified Correct:

 ATTY. WILLIE P. PASIENTO
 CAO Finance
 Date: January 29, 2024 12:00 PM

Recommending Approval:

 ROSALINDA S. TIVULAN, J.D.
 Vice President for Administration and Finance
 Date: January 29, 2024 12:02 PM

Approved By:

 NORBERTO M. MANALIGBAN, PH.D.
 SUC President III
 Date: January 29, 2024 12:05 PM

STATEMENT OF APPROPRIATIONS, ALLOTMENTS, OBLIGATIONS, DISBURSEMENTS AND BALANCES
As at the Quarter Ending September 30, 2023

Department : State Universities and Colleges (SUCs)
Agency/Entity : Carlos C. Hilado Memorial State College
Operating Unit : < not applicable >
Organization Code (UAACS) : 08 060 000000
Fund Cluster : 01 - Regular Agency Fund
(e.g. UAACS Fund Cluster: 01-Regular Agency Fund, 02-Foreign Assisted Projects Fund, 03-Special Account-Locally Funded/Domestic Grants Fund, and 04-Special Account-Foreign Assisted/Foreign Grants Fund)

Current Year Appropriations
Supplemental Appropriations
X Continuing Appropriations

Particulars	UAACS CODE	Appropriations		Allotments		Current Year Obligations									Current Year Disbursements				Balances					
		Authorized Appropriations	Adjustments (Transfer To/From, Modifications/ Augmentations)	Adjusted Appropriations	Allotments Received	Adjustments (Reductions, Modifications/ Augmentations)	Transfer To	Transfer From	Adjusted Allotments	1st Quarter Ending March 31	2nd Quarter Ending June 30	3rd Quarter Ending September 30	4th Quarter Ending December 31	Total	1st Quarter Ending March 31	2nd Quarter Ending June 30	3rd Quarter Ending September 30	4th Quarter Ending December 31	Total	Unreleased Appropriations	Unobligated Allotments	Unpaid Obligations (15-20)=(23+24)		
		3	4	5=(3+4)	6	7	8	9	10=(8+9-7)+6	11	12	13	14	15=(11+12+13+14)	16	17	18	19	20=(16+17+18+19)	21=(5-16)	22=(10-15)	23	24	
I. Agency Specific Budget		25,384,350.89	0.00	25,384,350.89	23,193,923.89	0.00	0.00	0.00	23,193,923.89	3,895,143.19	1,398,324.03	8,283,358.10	0.00	13,576,825.32	3,895,143.19	783,824.03	8,917,958.10	0.00	13,576,825.32	2,190,427.00	8,617,988.57	0.00	0.00	
General Administration and Support	10000000000000	0.00	0.00	0.00	0.00	0.00	0.00	0.00	0.00	0.00	0.00	0.00	0.00	0.00	0.00	0.00	0.00	0.00	0.00	0.00	0.00	0.00	0.00	
General Management and Supervision	10000000000100	0.00	0.00	0.00	0.00	0.00	0.00	0.00	0.00	0.00	0.00	0.00	0.00	0.00	0.00	0.00	0.00	0.00	0.00	0.00	0.00	0.00	0.00	
MOOE		0.00	0.00	0.00	0.00	0.00	0.00	0.00	0.00	0.00	0.00	0.00	0.00	0.00	0.00	0.00	0.00	0.00	0.00	0.00	0.00	0.00	0.00	
Sub-Total, General Administration and Support		0.00	0.00	0.00	0.00	0.00	0.00	0.00	0.00	0.00	0.00	0.00	0.00	0.00	0.00	0.00	0.00	0.00	0.00	0.00	0.00	0.00	0.00	
PS		0.00	0.00	0.00	0.00	0.00	0.00	0.00	0.00	0.00	0.00	0.00	0.00	0.00	0.00	0.00	0.00	0.00	0.00	0.00	0.00	0.00	0.00	
MOOE		0.00	0.00	0.00	0.00	0.00	0.00	0.00	0.00	0.00	0.00	0.00	0.00	0.00	0.00	0.00	0.00	0.00	0.00	0.00	0.00	0.00	0.00	
FinEx (if Applicable)		0.00	0.00	0.00	0.00	0.00	0.00	0.00	0.00	0.00	0.00	0.00	0.00	0.00	0.00	0.00	0.00	0.00	0.00	0.00	0.00	0.00	0.00	
CO		0.00	0.00	0.00	0.00	0.00	0.00	0.00	0.00	0.00	0.00	0.00	0.00	0.00	0.00	0.00	0.00	0.00	0.00	0.00	0.00	0.00	0.00	
Operations	30000000000000	25,384,350.89	0.00	25,384,350.89	23,193,923.89	0.00	0.00	0.00	23,193,923.89	3,895,143.19	1,398,324.03	8,283,358.10	0.00	13,576,825.32	3,895,143.19	783,824.03	8,917,958.10	0.00	13,576,825.32	2,190,427.00	8,617,988.57	0.00	0.00	
CO : Relevant and quality tertiary education ensured to achieve inclusive growth and access of poor but deserving students to quality tertiary education increased		25,384,350.89	0.00	25,384,350.89	23,193,923.89	0.00	0.00	0.00	23,193,923.89	3,895,143.19	1,398,324.03	8,283,358.10	0.00	13,576,825.32	3,895,143.19	783,824.03	8,917,958.10	0.00	13,576,825.32	2,190,427.00	8,617,988.57	0.00	0.00	
HIGHER EDUCATION PROGRAM		25,384,350.89	0.00	25,384,350.89	23,193,923.89	0.00	0.00	0.00	23,193,923.89	3,895,143.19	1,398,324.03	8,283,358.10	0.00	13,576,825.32	3,895,143.19	783,824.03	8,917,958.10	0.00	13,576,825.32	2,190,427.00	8,617,988.57	0.00	0.00	
Provision of Higher Education Services	31010010000200	573,239.77	0.00	573,239.77	573,239.77	0.00	0.00	0.00	573,239.77	0.00	0.00	573,239.77	0.00	573,239.77	0.00	573,239.77	0.00	573,239.77	0.00	573,239.77	0.00	0.00	0.00	0.00
MOOE		573,239.77	0.00	573,239.77	573,239.77	0.00	0.00	0.00	573,239.77	0.00	0.00	573,239.77	0.00	573,239.77	0.00	573,239.77	0.00	573,239.77	0.00	573,239.77	0.00	0.00	0.00	0.00
Locally-Funded Projects		24,811,111.12	0.00	24,811,111.12	22,620,684.12	0.00	0.00	0.00	22,620,684.12	3,895,143.19	1,398,324.03	7,710,118.33	0.00	13,003,586.55	3,895,143.19	783,824.03	8,344,618.33	0.00	13,003,586.55	2,190,427.00	8,617,988.57	0.00	0.00	
Completion of Sports and Wellness Center - Brabagan Campus	31010020000000	0.00	0.00	0.00	0.00	0.00	0.00	0.00	0.00	0.00	0.00	0.00	0.00	0.00	0.00	0.00	0.00	0.00	0.00	0.00	0.00	0.00	0.00	
MOOE		0.00	0.00	0.00	0.00	0.00	0.00	0.00	0.00	0.00	0.00	0.00	0.00	0.00	0.00	0.00	0.00	0.00	0.00	0.00	0.00	0.00	0.00	
Conduct of Activities for Sports and Culture Development	3101002000013000	500,000.00	0.00	500,000.00	500,000.00	0.00	0.00	0.00	500,000.00	453,540.00	0.00	0.00	0.00	453,540.00	453,540.00	0.00	0.00	0.00	453,540.00	0.00	46,460.00	0.00	0.00	
MOOE		500,000.00	0.00	500,000.00	500,000.00	0.00	0.00	0.00	500,000.00	453,540.00	0.00	0.00	0.00	453,540.00	453,540.00	0.00	0.00	0.00	453,540.00	0.00	46,460.00	0.00	0.00	
Conversion of Post-Harvest Laboratory Building into a Two-Storey Fishery Technology Building in Brabagan Campus	310100200014000	1,111,111.12	0.00	1,111,111.12	1,111,111.12	0.00	0.00	0.00	1,111,111.12	0.00	0.00	0.00	0.00	0.00	0.00	0.00	0.00	0.00	0.00	0.00	1,111,111.12	0.00	0.00	
CO		1,111,111.12	0.00	1,111,111.12	1,111,111.12	0.00	0.00	0.00	1,111,111.12	0.00	0.00	0.00	0.00	0.00	0.00	0.00	0.00	0.00	0.00	0.00	1,111,111.12	0.00	0.00	
Infrastructure and Smart Campus Development, Operationalization of Face-to-Face Classes and Upgrading/Procurement of Equipment	310100200017000	20,700,000.00	0.00	20,700,000.00	18,508,573.00	0.00	0.00	0.00	18,508,573.00	3,219,730.00	1,288,000.00	6,423,512.00	0.00	10,812,242.00	3,219,730.00	834,500.00	7,068,012.00	0.00	10,812,242.00	2,190,427.00	7,587,331.00	0.00	0.00	
MOOE		8,000,000.00	0.00	8,000,000.00	6,440,000.00	0.00	0.00	0.00	6,440,000.00	0.00	0.00	6,423,512.00	0.00	6,423,512.00	0.00	0.00	8,423,512.00	0.00	6,423,512.00	1,580,000.00	16,488.00	0.00	0.00	
CO		12,700,000.00	0.00	12,700,000.00	12,068,573.00	0.00	0.00	0.00	12,068,573.00	3,219,730.00	1,288,000.00	0.00	0.00	4,488,730.00	3,219,730.00	834,500.00	0.00	4,488,730.00	830,427.00	7,580,843.00	0.00	0.00		
Capacity Development on Future Thinking and Strategic Forecast	310100200018000	2,000,000.00	0.00	2,000,000.00	2,000,000.00	0.00	0.00	0.00	2,000,000.00	0.00	0.00	1,288,606.33	0.00	1,288,606.33	0.00	0.00	1,288,606.33	0.00	1,288,606.33	0.00	713,383.87	0.00	0.00	
MOOE		2,000,000.00	0.00	2,000,000.00	2,000,000.00	0.00	0.00	0.00	2,000,000.00	0.00	0.00	1,288,606.33	0.00	1,288,606.33	0.00	0.00	1,288,606.33	0.00	1,288,606.33	0.00	713,383.87	0.00	0.00	


This report was generated using the Unified Reporting System on October 23, 2023 9:33 AM; Status : SUBMITTED


Department : State Universities and Colleges (SUCs)
 Agency/Entity : Carlos C. Hilado Memorial State College
 Operating Unit : < not applicable >
 Organization Code (UAACS) : 08 060 000000
 Fund Cluster : 01 - Regular Agency Fund

Current Year Appropriations
 Supplemental Appropriations
 X Continuing Appropriations

(e.g. UAACS Fund Cluster: 01-Regular Agency Fund, 02-Foreign Assisted Projects Fund, 03-Special Account-Locally Funded/Domestic Grants Fund, and 04-Special Account-Foreign Assisted/Foreign Grants Fund)


Particulars	UAACS CODE	Appropriations		Allotments		Current Year Obligations								Current Year Disbursements				Balances						
		Authorized Appropriations	Adjustments (Transfer To/From, Modifications/ Reallocations)	Adjusted Appropriations	Allotments Received	Adjustments (Reductions, Modifications/ Augmentations)	Transfer To	Transfer From	Adjusted Allotments	1st Quarter Ending March 31	2nd Quarter Ending June 30	3rd Quarter Ending September 30	4th Quarter Ending December 31	Total	1st Quarter Ending March 31	2nd Quarter Ending June 30	3rd Quarter Ending September 30	4th Quarter Ending December 31	Total	Unreleased Appropriations	Unobligated Allotments	Unpaid Obligations (15-20)=(23+24)		
		3	4	5	6	7	8	9	10=(8+9+10)	11	12	13	14	15=(11+12+13+14)	16	17	18	19	20=(16+17+18+19)	21=(4-19)	22=(10-15)	23	24	
Student Assistance Program	37010020007600	500,000.00	0.00	500,000.00	500,000.00	0.00	0.00	0.00	500,000.00	221,873.19	129,324.03	0.00	0.00	351,197.22	221,873.19	129,324.03	0.00	0.00	351,197.22	0.00	0.00	148,802.78	0.00	0.00
MOOE		500,000.00	0.00	500,000.00	500,000.00	0.00	0.00	0.00	500,000.00	221,873.19	129,324.03	0.00	0.00	351,197.22	221,873.19	129,324.03	0.00	0.00	351,197.22	0.00	0.00	148,802.78	0.00	0.00
Sub-Total, Operations		25,384,350.88	0.00	25,384,350.88	23,193,923.88	0.00	0.00	0.00	23,193,923.88	3,895,143.19	1,398,324.03	0.00	0.00	5,293,487.32	3,895,143.19	1,398,324.03	0.00	0.00	5,293,487.32	2,190,427.00	0.00	8,617,098.57	0.00	0.00
PS		0.00	0.00	0.00	0.00	0.00	0.00	0.00	0.00	0.00	0.00	0.00	0.00	0.00	0.00	0.00	0.00	0.00	0.00	0.00	0.00	0.00	0.00	0.00
MOOE		11,573,238.77	0.00	11,573,238.77	10,013,239.77	0.00	0.00	0.00	10,013,239.77	675,413.19	129,324.03	0.00	0.00	8,088,065.32	675,413.19	129,324.03	0.00	0.00	8,088,065.32	1,560,000.00	0.00	925,144.45	0.00	0.00
FinEx (If Applicable)		0.00	0.00	0.00	0.00	0.00	0.00	0.00	0.00	0.00	0.00	0.00	0.00	0.00	0.00	0.00	0.00	0.00	0.00	0.00	0.00	0.00	0.00	0.00
CO		13,811,111.12	0.00	13,811,111.12	13,180,694.12	0.00	0.00	0.00	13,180,694.12	3,219,730.00	1,269,000.00	0.00	0.00	4,488,730.00	3,219,730.00	1,269,000.00	0.00	0.00	4,488,730.00	630,427.00	0.00	8,691,954.12	0.00	0.00
Sub-Total, I. Agency Specific Budget		25,384,350.88	0.00	25,384,350.88	23,193,923.88	0.00	0.00	0.00	23,193,923.88	3,895,143.19	1,398,324.03	0.00	0.00	5,293,487.32	3,895,143.19	1,398,324.03	0.00	0.00	5,293,487.32	2,190,427.00	0.00	8,617,098.57	0.00	0.00
PS		0.00	0.00	0.00	0.00	0.00	0.00	0.00	0.00	0.00	0.00	0.00	0.00	0.00	0.00	0.00	0.00	0.00	0.00	0.00	0.00	0.00	0.00	0.00
MOOE		11,573,238.77	0.00	11,573,238.77	10,013,239.77	0.00	0.00	0.00	10,013,239.77	675,413.19	129,324.03	0.00	0.00	8,088,065.32	675,413.19	129,324.03	0.00	0.00	8,088,065.32	1,560,000.00	0.00	925,144.45	0.00	0.00
FinEx (If Applicable)		0.00	0.00	0.00	0.00	0.00	0.00	0.00	0.00	0.00	0.00	0.00	0.00	0.00	0.00	0.00	0.00	0.00	0.00	0.00	0.00	0.00	0.00	0.00
CO		13,811,111.12	0.00	13,811,111.12	13,180,694.12	0.00	0.00	0.00	13,180,694.12	3,219,730.00	1,269,000.00	0.00	0.00	4,488,730.00	3,219,730.00	1,269,000.00	0.00	0.00	4,488,730.00	630,427.00	0.00	8,691,954.12	0.00	0.00
GRAND TOTAL		25,384,350.88	0.00	25,384,350.88	23,193,923.88	0.00	0.00	0.00	23,193,923.88	3,895,143.19	1,398,324.03	0.00	0.00	5,293,487.32	3,895,143.19	1,398,324.03	0.00	0.00	5,293,487.32	2,190,427.00	0.00	8,617,098.57	0.00	0.00
PS		0.00	0.00	0.00	0.00	0.00	0.00	0.00	0.00	0.00	0.00	0.00	0.00	0.00	0.00	0.00	0.00	0.00	0.00	0.00	0.00	0.00	0.00	0.00
MOOE		11,573,238.77	0.00	11,573,238.77	10,013,239.77	0.00	0.00	0.00	10,013,239.77	675,413.19	129,324.03	0.00	0.00	8,088,065.32	675,413.19	129,324.03	0.00	0.00	8,088,065.32	1,560,000.00	0.00	925,144.45	0.00	0.00
FinEx (If Applicable)		0.00	0.00	0.00	0.00	0.00	0.00	0.00	0.00	0.00	0.00	0.00	0.00	0.00	0.00	0.00	0.00	0.00	0.00	0.00	0.00	0.00	0.00	0.00
CO		13,811,111.12	0.00	13,811,111.12	13,180,694.12	0.00	0.00	0.00	13,180,694.12	3,219,730.00	1,269,000.00	0.00	0.00	4,488,730.00	3,219,730.00	1,269,000.00	0.00	0.00	4,488,730.00	630,427.00	0.00	8,691,954.12	0.00	0.00
Recapitulation by DO:																								
I. Agency Specific Budget		25,384,350.88	0.00	25,384,350.88	23,193,923.88	0.00	0.00	0.00	23,193,923.88	3,895,143.19	1,398,324.03	0.00	0.00	5,293,487.32	3,895,143.19	1,398,324.03	0.00	0.00	5,293,487.32	2,190,427.00	0.00	8,617,098.57	0.00	0.00
HIGHER EDUCATION PROGRAM		25,384,350.88	0.00	25,384,350.88	23,193,923.88	0.00	0.00	0.00	23,193,923.88	3,895,143.19	1,398,324.03	0.00	0.00	5,293,487.32	3,895,143.19	1,398,324.03	0.00	0.00	5,293,487.32	2,190,427.00	0.00	8,617,098.57	0.00	0.00

Certified Correct:

 MARILOU J. DUCA
 Budget Officer III
 Date: October 21, 2023 08:24 PM

Certified Correct:

 ATT. ARLET D. PASIENTO
 CAC Finance
 Date: October 21, 2023 08:24 PM

Recommending Approval By:

 ROSALINDA S. VILLALVA
 Vice President for Administration and Finance
 Date: October 23, 2023 09:21 AM

Approved By:

 NORBERTO P. MANGALABNAN, PH.D.
 SUC President III
 Date: October 23, 2023 09:28 AM

STATEMENT OF APPROPRIATIONS, ALLOTMENTS, OBLIGATIONS, DISBURSEMENTS AND BALANCES

As at the Quarter Ending September 30, 2023

Department : State Universities and Colleges (SUCs)
Agency/Entity : Carlos C. Hilado Memorial State College
Operating Unit : < not applicable >
Organization Code (UAACS) : 06 060 0000000
Fund Cluster : 01 - Regular Agency Fund

Table with 3 columns: Current Year Appropriations (marked with X), Supplemental Appropriations, Continuing Appropriations.

Main financial table with columns for Particulars, UAACS CODE, Appropriations, Allotments, Adjustments, Current Year Obligations (1st-4th Quarter, Total), Current Year Disbursements (1st-4th Quarter, Total), and Balances (Unreleased Appropriations, Unobligated Allotments, Unpaid Obligations).

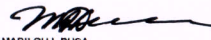
This report was generated using the Unified Reporting System on October 23, 2023 8:32 AM. Status: SUBMITTED


Department : State Universities and Colleges (SUCs)
 Agency/Entity : Carlos C. Hilado Memorial State College
 Operating Unit : < not applicable >
 Organization Code (UACS) : 08 060 0000000
 Fund Cluster : 01 - Regular Agency Fund


	Current Year Appropriations
	Supplemental Appropriations
X	Continuing Appropriations


(e.g. UACS Fund Cluster: 01-Regular Agency Fund, 02-Foreign Assisted Projects Fund, 03-Special Account-Locally Funded/Domestic Grants Fund, and 04-Special Account-Foreign Assisted/Foreign Grants Fund)

Particulars	UACS CODE	Appropriations			Allotments			Current Year Obligations							Current Year Disbursements				Balances					
		Authorized Appropriations	Adjustments (Transfer To/From, Realignment)	Adjusted Appropriations	Allotments Received	Adjustments (Withdrawal, Realignment)	Transfer To	Transfer From	Adjusted Total Allotments	1st Quarter Ending March 31	2nd Quarter Ending June 30	3rd Quarter Ending September 30	4th Quarter Ending December 31	Total	1st Quarter Ending March 31	2nd Quarter Ending June 30	3rd Quarter Ending September 30	4th Quarter Ending December 31	Total	Unreleased Appropriations	Unobligated Allotments	Unpaid Obligations (15-20)=(23+24)		
1	2	3	4	5=(3+4)	6	7	8	9	10=(8+9)-8+6	11	12	13	14	15=(11+12+13+14)	16	17	18	19	20=(16+17+18+19)	21=(5-10)	22=(10-15)	23	24	
MOOE		2,000,000.00	0.00	2,000,000.00	0.00	0.00	0.00	0.00	0.00	0.00	0.00	0.00	0.00	0.00	0.00	0.00	0.00	0.00	0.00	0.00	2,000,000.00	0.00	0.00	0.00
Student Assistance Program	31010020001900	500,000.00	0.00	500,000.00	500,000.00	0.00	0.00	0.00	0.00	500,000.00	221,873.19	129,324.03	0.00	0.00	351,197.22	221,873.19	129,324.03	0.00	0.00	351,197.22	0.00	148,902.78	0.00	0.00
MOOE		500,000.00	0.00	500,000.00	500,000.00	0.00	0.00	0.00	0.00	500,000.00	221,873.19	129,324.03	0.00	0.00	351,197.22	221,873.19	129,324.03	0.00	0.00	351,197.22	0.00	148,902.78	0.00	0.00
Sub-Total, Operations		25,384,350.89	0.00	25,384,350.89	21,193,923.89	0.00	0.00	0.00	0.00	21,193,923.89	3,895,143.19	1,398,324.03	0.00	0.00	5,293,467.22	3,895,143.19	763,824.03	0.00	0.00	4,658,967.22	4,190,427.00	15,900,456.87	0.00	634,500.00
PS		0.00	0.00	0.00	0.00	0.00	0.00	0.00	0.00	0.00	0.00	0.00	0.00	0.00	0.00	0.00	0.00	0.00	0.00	0.00	0.00	0.00	0.00	0.00
MOOE		11,573,239.77	0.00	11,573,239.77	8,013,239.77	0.00	0.00	0.00	0.00	8,013,239.77	675,413.19	129,324.03	0.00	0.00	804,737.22	675,413.19	129,324.03	0.00	0.00	804,737.22	3,560,000.00	7,208,502.55	0.00	0.00
FinEx (If Applicable)		0.00	0.00	0.00	0.00	0.00	0.00	0.00	0.00	0.00	0.00	0.00	0.00	0.00	0.00	0.00	0.00	0.00	0.00	0.00	0.00	0.00	0.00	0.00
CO		13,811,111.12	0.00	13,811,111.12	13,180,684.12	0.00	0.00	0.00	0.00	13,180,684.12	3,218,730.00	1,269,000.00	0.00	0.00	4,488,730.00	3,218,730.00	634,500.00	0.00	0.00	3,854,230.00	630,427.00	8,691,954.12	0.00	634,500.00
Sub-Total, I. Agency Specific Budget		25,384,350.89	0.00	25,384,350.89	21,193,923.89	0.00	0.00	0.00	0.00	21,193,923.89	3,895,143.19	1,398,324.03	0.00	0.00	5,293,467.22	3,895,143.19	763,824.03	0.00	0.00	4,658,967.22	4,190,427.00	15,900,456.87	0.00	634,500.00
PS		0.00	0.00	0.00	0.00	0.00	0.00	0.00	0.00	0.00	0.00	0.00	0.00	0.00	0.00	0.00	0.00	0.00	0.00	0.00	0.00	0.00	0.00	0.00
MOOE		11,573,239.77	0.00	11,573,239.77	8,013,239.77	0.00	0.00	0.00	0.00	8,013,239.77	675,413.19	129,324.03	0.00	0.00	804,737.22	675,413.19	129,324.03	0.00	0.00	804,737.22	3,560,000.00	7,208,502.55	0.00	0.00
FinEx (If Applicable)		0.00	0.00	0.00	0.00	0.00	0.00	0.00	0.00	0.00	0.00	0.00	0.00	0.00	0.00	0.00	0.00	0.00	0.00	0.00	0.00	0.00	0.00	0.00
CO		13,811,111.12	0.00	13,811,111.12	13,180,684.12	0.00	0.00	0.00	0.00	13,180,684.12	3,218,730.00	1,269,000.00	0.00	0.00	4,488,730.00	3,218,730.00	634,500.00	0.00	0.00	3,854,230.00	630,427.00	8,691,954.12	0.00	634,500.00
GRAND TOTAL		25,384,350.89	0.00	25,384,350.89	21,193,923.89	0.00	0.00	0.00	0.00	21,193,923.89	3,895,143.19	1,398,324.03	0.00	0.00	5,293,467.22	3,895,143.19	763,824.03	0.00	0.00	4,658,967.22	4,190,427.00	15,900,456.87	0.00	634,500.00
PS		0.00	0.00	0.00	0.00	0.00	0.00	0.00	0.00	0.00	0.00	0.00	0.00	0.00	0.00	0.00	0.00	0.00	0.00	0.00	0.00	0.00	0.00	0.00
MOOE		11,573,239.77	0.00	11,573,239.77	8,013,239.77	0.00	0.00	0.00	0.00	8,013,239.77	675,413.19	129,324.03	0.00	0.00	804,737.22	675,413.19	129,324.03	0.00	0.00	804,737.22	3,560,000.00	7,208,502.55	0.00	0.00
FinEx (If Applicable)		0.00	0.00	0.00	0.00	0.00	0.00	0.00	0.00	0.00	0.00	0.00	0.00	0.00	0.00	0.00	0.00	0.00	0.00	0.00	0.00	0.00	0.00	0.00
CO		13,811,111.12	0.00	13,811,111.12	13,180,684.12	0.00	0.00	0.00	0.00	13,180,684.12	3,218,730.00	1,269,000.00	0.00	0.00	4,488,730.00	3,218,730.00	634,500.00	0.00	0.00	3,854,230.00	630,427.00	8,691,954.12	0.00	634,500.00

Certified Correct:

 MARILOU I. DUCA
 Budget Officer III
 Date: July 26, 2023 02:54 PM

Certified Correct:

 ATTY. JOAQUIN D. PASUSTENTO
 Chief Finance
 Date: July 26, 2023 02:54 PM

Recommending Approval By:

 ROSALINDA S. TUVILLA, J.D.
 Vice President for Administration and Finance
 Date: July 26, 2023 02:58 PM

Approved By:

 NORBERTO F. MANGULABANAN, PH.D.
 SUC President III
 Date: July 26, 2023 02:58 PM

STATEMENT OF APPROPRIATIONS, ALLOTMENTS, OBLIGATIONS, DISBURSEMENTS AND BALANCES

As at the Quarter Ending March 31, 2023

Department : State Universities and Colleges (SUCs)
 Agency/Entity : Carlos C. Hilado Memorial State College
 Operating Unit : < not applicable >
 Organization Code (UACS) : 08 060 0000000
 Fund Cluster : 01 Regular Agency Fund
 (e.g. UACS Fund Cluster: 01-Regular Agency Fund, 02-Foreign Assisted Projects Fund, 03-Special Account-Locally Funded/Domestic Grants Fund, and 04-Special Account-Foreign Assisted/Foreign Grants Fund)


	Current Year Appropriations
	Supplemental Appropriations
X	Continuing Appropriations


Particulars	UACS CODE	Appropriations								Allotments					Current Year Obligations					Current Year Disbursements					Balances			
		Authorized Appropriations	Adjustments (Transfer To/From, Realignment)	Adjusted Appropriations	Allotments Received	Adjustments (Withdrawal, Realignment)	Transfer To	Transfer From	Adjusted Total Allotments	1st Quarter Ending March 31	2nd Quarter Ending June 30	3rd Quarter Ending September 30	4th Quarter Ending December 31	TOTAL	1st Quarter Ending March 31	2nd Quarter Ending June 30	3rd Quarter Ending September 30	4th Quarter Ending December 31	TOTAL	Unreleased Appropriations	Unobligated Allotments	Unpaid Obligations (15-20)=(23+24)						
		3	4	5=(3+4)	6	7	8	9	10=(8+9)	11	12	13	14	15=(11+12+13+14)	16	17	18	19	20=(16+17+18+19)	21=(5-10)	22=(18-15)	23	24					
Continuing Appropriations		24,811,111.12	0.00	24,811,111.12	24,811,111.12	0.00	0.00	0.00	24,811,111.12	0.00	0.00	0.00	0.00	0.00	0.00	0.00	0.00	0.00	0.00	0.00	0.00	24,811,111.12	0.00	0.00				
Agency Specific Budget		24,811,111.12	0.00	24,811,111.12	24,811,111.12	0.00	0.00	0.00	24,811,111.12	0.00	0.00	0.00	0.00	0.00	0.00	0.00	0.00	0.00	0.00	0.00	0.00	24,811,111.12	0.00	0.00				
General Administration and Support	1000000000000000	0.00	0.00	0.00	0.00	0.00	0.00	0.00	0.00	0.00	0.00	0.00	0.00	0.00	0.00	0.00	0.00	0.00	0.00	0.00	0.00	0.00	0.00	0.00				
General Management and Supervision	10060000001000	0.00	0.00	0.00	0.00	0.00	0.00	0.00	0.00	0.00	0.00	0.00	0.00	0.00	0.00	0.00	0.00	0.00	0.00	0.00	0.00	0.00	0.00	0.00				
MOOE	0	0.00	0.00	0.00	0.00	0.00	0.00	0.00	0.00	0.00	0.00	0.00	0.00	0.00	0.00	0.00	0.00	0.00	0.00	0.00	0.00	0.00	0.00	0.00				
Sub-Total, General Administration and Support		0.00	0.00	0.00	0.00	0.00	0.00	0.00	0.00	0.00	0.00	0.00	0.00	0.00	0.00	0.00	0.00	0.00	0.00	0.00	0.00	0.00	0.00	0.00				
PS		0.00	0.00	0.00	0.00	0.00	0.00	0.00	0.00	0.00	0.00	0.00	0.00	0.00	0.00	0.00	0.00	0.00	0.00	0.00	0.00	0.00	0.00	0.00				
MOOE		0.00	0.00	0.00	0.00	0.00	0.00	0.00	0.00	0.00	0.00	0.00	0.00	0.00	0.00	0.00	0.00	0.00	0.00	0.00	0.00	0.00	0.00	0.00				
FinEx (if Applicable)		0.00	0.00	0.00	0.00	0.00	0.00	0.00	0.00	0.00	0.00	0.00	0.00	0.00	0.00	0.00	0.00	0.00	0.00	0.00	0.00	0.00	0.00	0.00				
CO		0.00	0.00	0.00	0.00	0.00	0.00	0.00	0.00	0.00	0.00	0.00	0.00	0.00	0.00	0.00	0.00	0.00	0.00	0.00	0.00	0.00	0.00	0.00				
Operations	300000000000000	24,811,111.12	0.00	24,811,111.12	24,811,111.12	0.00	0.00	0.00	24,811,111.12	0.00	0.00	0.00	0.00	0.00	0.00	0.00	0.00	0.00	0.00	0.00	0.00	24,811,111.12	0.00	0.00				
CO: resources and quality tertiary education ensured to achieve inclusive growth and access of poor but deserving students to quality tertiary education increased.		24,811,111.12	0.00	24,811,111.12	24,811,111.12	0.00	0.00	0.00	24,811,111.12	0.00	0.00	0.00	0.00	0.00	0.00	0.00	0.00	0.00	0.00	0.00	0.00	24,811,111.12	0.00	0.00				
HIGHER EDUCATION PROGRAM		24,811,111.12	0.00	24,811,111.12	24,811,111.12	0.00	0.00	0.00	24,811,111.12	0.00	0.00	0.00	0.00	0.00	0.00	0.00	0.00	0.00	0.00	0.00	0.00	24,811,111.12	0.00	0.00				
Locally-Funded Project(s)		24,811,111.12	0.00	24,811,111.12	24,811,111.12	0.00	0.00	0.00	24,811,111.12	0.00	0.00	0.00	0.00	0.00	0.00	0.00	0.00	0.00	0.00	0.00	0.00	24,811,111.12	0.00	0.00				
Conduct of Activities for Sports and Culture Development	31010020001200	500,000.00	0.00	500,000.00	500,000.00	0.00	0.00	0.00	500,000.00	0.00	0.00	0.00	0.00	0.00	0.00	0.00	0.00	0.00	0.00	0.00	0.00	500,000.00	0.00	0.00				
MOOE		500,000.00	0.00	500,000.00	500,000.00	0.00	0.00	0.00	500,000.00	0.00	0.00	0.00	0.00	0.00	0.00	0.00	0.00	0.00	0.00	0.00	0.00	500,000.00	0.00	0.00				
Conversion of Post-Harvest Laboratory building into a Two-Storey Fishery Technology Building in Binabagan Campus	31010020001400	1,111,111.12	0.00	1,111,111.12	1,111,111.12	0.00	0.00	0.00	1,111,111.12	0.00	0.00	0.00	0.00	0.00	0.00	0.00	0.00	0.00	0.00	0.00	0.00	1,111,111.12	0.00	0.00				
CO		1,111,111.12	0.00	1,111,111.12	1,111,111.12	0.00	0.00	0.00	1,111,111.12	0.00	0.00	0.00	0.00	0.00	0.00	0.00	0.00	0.00	0.00	0.00	0.00	1,111,111.12	0.00	0.00				
Infrastructure and Smart Campus Development, Operationalization of Face-to-Face Classes and Upgrading/Procurement of Equipment	31010020001700	20,700,000.00	0.00	20,700,000.00	20,700,000.00	0.00	0.00	0.00	20,700,000.00	0.00	0.00	0.00	0.00	0.00	0.00	0.00	0.00	0.00	0.00	0.00	0.00	20,700,000.00	0.00	0.00				
MOOE		8,000,000.00	0.00	8,000,000.00	8,000,000.00	0.00	0.00	0.00	8,000,000.00	0.00	0.00	0.00	0.00	0.00	0.00	0.00	0.00	0.00	0.00	0.00	0.00	20,700,000.00	0.00	0.00				
CO		12,700,000.00	0.00	12,700,000.00	12,700,000.00	0.00	0.00	0.00	12,700,000.00	0.00	0.00	0.00	0.00	0.00	0.00	0.00	0.00	0.00	0.00	0.00	0.00	8,000,000.00	0.00	0.00				
Capacity Development on Futures Training and Strategic Foresight	31010020001900	2,000,000.00	0.00	2,000,000.00	2,000,000.00	0.00	0.00	0.00	2,000,000.00	0.00	0.00	0.00	0.00	0.00	0.00	0.00	0.00	0.00	0.00	0.00	0.00	2,000,000.00	0.00	0.00				
MOOE		2,000,000.00	0.00	2,000,000.00	2,000,000.00	0.00	0.00	0.00	2,000,000.00	0.00	0.00	0.00	0.00	0.00	0.00	0.00	0.00	0.00	0.00	0.00	0.00	2,000,000.00	0.00	0.00				
Student Assistance Program	31010020001900	500,000.00	0.00	500,000.00	500,000.00	0.00	0.00	0.00	500,000.00	0.00	0.00	0.00	0.00	0.00	0.00	0.00	0.00	0.00	0.00	0.00	0.00	500,000.00	0.00	0.00				
MOOE		500,000.00	0.00	500,000.00	500,000.00	0.00	0.00	0.00	500,000.00	0.00	0.00	0.00	0.00	0.00	0.00	0.00	0.00	0.00	0.00	0.00	0.00	500,000.00	0.00	0.00				


Department : State Universities and Colleges (SUCs)
 Agency/Entity : Carlos C. Hilado Memorial State College
 Operating Unit : < not applicable >
 Organization Code (UACS) : 08 060 0000000
 Fund Cluster : 01 Regular Agency Fund
 (e.g. UACS Fund Cluster: 01-Regular Agency Fund, 02-Foreign Assisted Projects Fund, 03-Special Account-Locally Funded/Domestic Grants Fund, and 04-Special Account-Foreign Assisted/Foreign Grants Fund)


	Current Year Appropriations
	Supplemental Appropriations
X	Continuing Appropriations

Particulars	UACS CODE	Appropriations		Allotments		Current Year Obligations								Current Year Disbursements				Balances						
		Authorized Appropriations	Adjustments (Transfer To/From, Realignment)	Adjusted Appropriations	Allotments Received	Adjustments (Withdrawal, Realignment)	Transfer To	Transfer From	Adjusted Total Allotments	1st Quarter Ending March 31	2nd Quarter Ending June 30	3rd Quarter Ending September 30	4th Quarter Ending December 31	TOTAL	1st Quarter Ending March 31	2nd Quarter Ending June 30	3rd Quarter Ending September 30	4th Quarter Ending December 31	TOTAL	Unreleased Appropriations	Unobligated Allotments	Unpaid Obligations (15-20)=(23+24)		
		3	4	5=(3+4)	6	7	8	9	10=(8+7)-9+9	11	12	13	14	15=(11+12+13+14)	16	17	18	19	20=(16+17+18+19)	21=(5-10)	22=(10-15)	23	24	
Sub-Total, Operations		24,811,111.12	0.00	24,811,111.12	24,811,111.12	0.00	0.00	24,811,111.12	0.00	0.00	0.00	0.00	0.00	0.00	0.00	0.00	0.00	0.00	0.00	0.00	0.00	24,811,111.12	0.00	0.00
PS		0.00	0.00	0.00	0.00	0.00	0.00	0.00	0.00	0.00	0.00	0.00	0.00	0.00	0.00	0.00	0.00	0.00	0.00	0.00	0.00	24,811,111.12	0.00	0.00
MOOE		11,000,000.00	0.00	11,000,000.00	11,000,000.00	0.00	0.00	11,000,000.00	0.00	0.00	0.00	0.00	0.00	0.00	0.00	0.00	0.00	0.00	0.00	0.00	0.00	0.00	0.00	0.00
FinEx (if Applicable)		0.00	0.00	0.00	0.00	0.00	0.00	0.00	0.00	0.00	0.00	0.00	0.00	0.00	0.00	0.00	0.00	0.00	0.00	0.00	0.00	11,000,000.00	0.00	0.00
CO		13,811,111.12	0.00	13,811,111.12	13,811,111.12	0.00	0.00	13,811,111.12	0.00	0.00	0.00	0.00	0.00	0.00	0.00	0.00	0.00	0.00	0.00	0.00	0.00	0.00	0.00	0.00
GRAND TOTAL		24,811,111.12	0.00	24,811,111.12	24,811,111.12	0.00	0.00	24,811,111.12	0.00	0.00	0.00	0.00	0.00	0.00	0.00	0.00	0.00	0.00	0.00	0.00	0.00	13,811,111.12	0.00	0.00
PS		0.00	0.00	0.00	0.00	0.00	0.00	0.00	0.00	0.00	0.00	0.00	0.00	0.00	0.00	0.00	0.00	0.00	0.00	0.00	0.00	24,811,111.12	0.00	0.00
MOOE		11,000,000.00	0.00	11,000,000.00	11,000,000.00	0.00	0.00	11,000,000.00	0.00	0.00	0.00	0.00	0.00	0.00	0.00	0.00	0.00	0.00	0.00	0.00	0.00	0.00	0.00	0.00
FinEx (if Applicable)		0.00	0.00	0.00	0.00	0.00	0.00	0.00	0.00	0.00	0.00	0.00	0.00	0.00	0.00	0.00	0.00	0.00	0.00	0.00	0.00	11,000,000.00	0.00	0.00
CO		13,811,111.12	0.00	13,811,111.12	13,811,111.12	0.00	0.00	13,811,111.12	0.00	0.00	0.00	0.00	0.00	0.00	0.00	0.00	0.00	0.00	0.00	0.00	0.00	0.00	0.00	0.00

Certified Correct:

 MARILOU DUCA
 Budget Officer III
 Date: 2023-04-28 08:16:44

Certified:

 ATT. JULIET D. PASUSTENS
 Office - Finance
 Date: 2023-04-28 08:16:44

Recommending Approval:

 ROSALINA S. TUVILLA, J.D.
 Vice President for Administration and Finance
 Date: 2023-04-28 08:18:08

Approved By:

 NORBERTO B. ANGLABNAN, PH.D.
 SUC President III
 Date: 2023-04-28 08:20:02

STATEMENT OF APPROPRIATIONS, ALLOTMENTS, OBLIGATIONS, DISBURSEMENTS AND BALANCES
As at the Quarter Ending June 30, 2023

Department : State Universities and Colleges (SUCs)
Agency/Entity : Carlos C. Hilado Memorial State College
Operating Unit : < not applicable >
Organization Code (UACS) : 08 060 0000000
Fund Cluster : 01 - Regular Agency Fund

Table with 2 columns: X (Current Year Appropriations), Supplemental Appropriations, Continuing Appropriations


(e.g. UACS Fund Cluster: 01-Regular Agency Fund, 02-Foreign Assisted Projects Fund, 03-Special Account-Locally Funded/Domestic Grants Fund, and 04-Special Account-Foreign Assisted/Foreign Grants Fund)


Main data table with columns: Particulars, UACS CODE, Appropriations, Allotments, Current Year Obligations, Current Year Disbursements, Balances. Includes rows for General Administration and Support, MOOE, Operations, and Higher Education Program.


Department : State Universities and Colleges (SUCs)
 Agency/Entity : Carlos C. Hilado Memorial State College
 Operating Unit : < not applicable >
 Organization Code (UACS) : 08 080 000000
 Fund Cluster : 01 Regular Agency Fund
 (e.g. UACS Fund Cluster: 01-Regular Agency Fund, 02-Foreign Assisted Projects Fund, 03-Special Account-Locally Funded/Domestic Grants Fund, and 04-Special Account-Foreign Assisted/Foreign Grants Fund)


X	Current Year Appropriations
	Supplemental Appropriations
	Continuing Appropriations

Particulars	UACS CODE	Appropriations					Allotments		Current Year Obligations							Current Year Disbursements				Balances				
		Authorized Appropriations	Adjustments (Transfer To/From, Modifications)	Adjusted Appropriations	Allotments Received	Adjustments (Reductions, Modifications, Augmentations)	Transfer To	Transfer From	Adjusted Total Allotments	1st Quarter Ending March 31	2nd Quarter Ending June 30	3rd Quarter Ending September 30	4th Quarter Ending December 31	TOTAL	1st Quarter Ending March 31	2nd Quarter Ending June 30	3rd Quarter Ending September 30	4th Quarter Ending December 31	TOTAL	Unreleased Appropriations	Unobligated Allotments	Unpaid Obligations(15-20)=(23+24)		
1	2	3	4	5=(3+4)	6	7	8	9	10=(8+(7)-9)	11	12	13	14	15=(11+12+13+14)	16	17	18	19	20=(16+17+18+19)	21	22	23	24	
Sub-total II. Automatic Appropriations		25,136,000.00	0.00	25,136,000.00	25,136,000.00	0.00	0.00	0.00	25,136,000.00	4,452,711.17	0.00	0.00	0.00	4,452,711.17	4,452,711.17	0.00	0.00	0.00	0.00	4,452,711.17	0.00	20,683,288.83	0.00	0.00
PS		25,136,000.00	0.00	25,136,000.00	25,136,000.00	0.00	0.00	0.00	25,136,000.00	4,452,711.17	0.00	0.00	0.00	4,452,711.17	4,452,711.17	0.00	0.00	0.00	0.00	4,452,711.17	0.00	20,683,288.83	0.00	0.00
MOOE		0.00	0.00	0.00	0.00	0.00	0.00	0.00	0.00	0.00	0.00	0.00	0.00	0.00	0.00	0.00	0.00	0.00	0.00	0.00	0.00	0.00	0.00	
FinEx		0.00	0.00	0.00	0.00	0.00	0.00	0.00	0.00	0.00	0.00	0.00	0.00	0.00	0.00	0.00	0.00	0.00	0.00	0.00	0.00	0.00	0.00	
CO		0.00	0.00	0.00	0.00	0.00	0.00	0.00	0.00	0.00	0.00	0.00	0.00	0.00	0.00	0.00	0.00	0.00	0.00	0.00	0.00	0.00	0.00	
IV. REVISION or the Unobligated Allotments charged against R.A. Nos. 11465 and 11494		0.00	0.00	0.00	0.00	0.00	0.00	0.00	0.00	0.00	0.00	0.00	0.00	0.00	0.00	0.00	0.00	0.00	0.00	0.00	0.00	0.00	0.00	
GRAND TOTAL		564,179,000.00	0.00	564,179,000.00	391,210,000.00	0.00	0.00	0.00	391,210,000.00	105,431,481.74	0.00	0.00	0.00	105,431,481.74	84,190,926.94	0.00	0.00	0.00	0.00	84,190,926.94	172,989,000.00	285,778,518.26	0.00	0.00
PS		314,105,000.00	0.00	314,105,000.00	298,119,000.00	0.00	0.00	0.00	298,119,000.00	67,560,806.78	0.00	0.00	0.00	67,560,806.78	67,560,806.78	0.00	0.00	0.00	0.00	67,560,806.78	15,986,000.00	230,558,193.22	0.00	0.00
MOOE		225,074,000.00	0.00	225,074,000.00	68,091,000.00	0.00	0.00	0.00	68,091,000.00	12,881,786.96	0.00	0.00	0.00	12,881,786.96	12,881,786.96	0.00	0.00	0.00	0.00	12,881,786.96	156,983,000.00	55,209,213.04	0.00	0.00
CO		25,000,000.00	0.00	25,000,000.00	25,000,000.00	0.00	0.00	0.00	25,000,000.00	24,988,888.00	0.00	0.00	0.00	24,988,888.00	3,748,333.20	0.00	0.00	0.00	0.00	3,748,333.20	0.00	11,112.00	0.00	21,240,554.80
Recapitulation by OO:																								
I. Agency Specific Budget		473,511,000.00	0.00	473,511,000.00	316,528,000.00	0.00	0.00	0.00	316,528,000.00	89,658,916.22	0.00	0.00	0.00	89,658,916.22	68,418,361.42	0.00	0.00	0.00	0.00	68,418,361.42	156,983,000.00	226,869,083.78	0.00	21,240,554.80
HIGHER EDUCATION PROGRAM		440,447,000.00	0.00	440,447,000.00	283,464,000.00	0.00	0.00	0.00	283,464,000.00	63,658,323.82	0.00	0.00	0.00	63,658,323.82	63,658,323.82	0.00	0.00	0.00	0.00	63,658,323.82	156,983,000.00	219,805,676.18	0.00	0.00
TECHNICAL ADVISORY EXTENSION PROGRAM		1,105,000.00	0.00	1,105,000.00	1,105,000.00	0.00	0.00	0.00	1,105,000.00	139,923.40	0.00	0.00	0.00	139,923.40	139,923.40	0.00	0.00	0.00	0.00	139,923.40	0.00	965,076.60	0.00	0.00
RESEARCH PROGRAM		31,959,000.00	0.00	31,959,000.00	31,959,000.00	0.00	0.00	0.00	31,959,000.00	25,860,669.00	0.00	0.00	0.00	25,860,669.00	4,620,114.20	0.00	0.00	0.00	0.00	4,620,114.20	0.00	6,088,331.00	0.00	21,240,554.80

Certified Correct:

 MARILOU T. DUCA
 Budget Officer III
 Date: 2023-04-28 08:16:44

Certified Correct:

 ATTY. HUMBERT D. PASUSTENTO
 CAO - Finance
 Date: 2023-04-28 08:16:44

Recommending Approval:

 ROSALINDA S. TUVILLA, JR.
 Vice President for Administration and Finance
 Date: 2023-04-28 08:18:08

Approved By:

 NORBERTO P. MANGALABNAN, PH.D.
 SUC President III
 Date: 2023-04-28 08:29:02