

MONTHLY REPORT OF DISBURSEMENTS

For the month of December 2023

Department : State Universities and Colleges (SUCs)
 Agency/Entity : Carlos C. Hilado Memorial State College
 Operating Unit : < not applicable >
 Organization Code (UAOS) : 08 080 000000
 Fund Cluster : 01 - Regular Agency Fund

Particulars	Current Year Budget					Prior Year's Budget											Trust Liabilities					Grand Total					Remarks
	PS	MOOE	FinEx	CO	TOTAL	Prior Year's Accounts Payable					Current Year's Accounts Payable						SUB-TOTAL	Trust Liabilities				FS	MOOE	FinEx	CO	TOTAL	
						PS	MOOE	FinEx	CO	Sub-Total	PS	MOOE	FinEx	CO	Sub-Total	TOTAL		PS	MOOE	CO	TOTAL						
1	2	3	4	5	6=(2+3+4+5)	7	8	9	10	11=(7+8+9+10)	12	13	14	15	16	17=(12+13+14+15)	18=(11+16)	19=(8+17)	20	21	22=(19+20+21)	23	24	25	26	27=(23+24+25+26)	28
CASH DISBURSEMENTS	41,722,314.46	9,753,030.18	0.00	11,723,026.50	63,196,371.14	0.00	0.00	0.00	0.00	0.00	0.00	0.00	0.00	0.00	0.00	0.00	0.00	63,196,371.14	0.00	0.00	0.00	0.00	41,722,314.46	9,753,030.18	0.00	11,723,026.50	63,196,371.14
Notice of Cash Allocation (NCA)	41,722,314.46	9,753,030.18	0.00	11,723,026.50	63,196,371.14	0.00	0.00	0.00	0.00	0.00	0.00	0.00	0.00	0.00	0.00	0.00	0.00	63,196,371.14	0.00	0.00	0.00	0.00	41,722,314.46	9,753,030.18	0.00	11,723,026.50	63,196,371.14
MDS Checks Issued	1,407,767.14	7,010,529.37	0.00	11,723,026.50	20,141,323.01	0.00	0.00	0.00	0.00	0.00	0.00	0.00	0.00	0.00	0.00	0.00	0.00	20,141,323.01	0.00	0.00	0.00	0.00	1,407,767.14	7,010,529.37	0.00	11,723,026.50	29,141,323.01
Advice to Debt Account	40,314,547.32	2,742,500.81	0.00	0.00	43,057,048.13	0.00	0.00	0.00	0.00	0.00	0.00	0.00	0.00	0.00	0.00	0.00	0.00	43,057,048.13	0.00	0.00	0.00	0.00	40,314,547.32	2,742,500.81	0.00	0.00	43,057,048.13
Notice of Transfer Allocations (NTA)	0.00	0.00	0.00	0.00	0.00	0.00	0.00	0.00	0.00	0.00	0.00	0.00	0.00	0.00	0.00	0.00	0.00	0.00	0.00	0.00	0.00	0.00	0.00	0.00	0.00	0.00	0.00
MDS Checks Issued	0.00	0.00	0.00	0.00	0.00	0.00	0.00	0.00	0.00	0.00	0.00	0.00	0.00	0.00	0.00	0.00	0.00	0.00	0.00	0.00	0.00	0.00	0.00	0.00	0.00	0.00	0.00
Advice to Debt Account	0.00	0.00	0.00	0.00	0.00	0.00	0.00	0.00	0.00	0.00	0.00	0.00	0.00	0.00	0.00	0.00	0.00	0.00	0.00	0.00	0.00	0.00	0.00	0.00	0.00	0.00	0.00
Working Fund for FAPs	0.00	0.00	0.00	0.00	0.00	0.00	0.00	0.00	0.00	0.00	0.00	0.00	0.00	0.00	0.00	0.00	0.00	0.00	0.00	0.00	0.00	0.00	0.00	0.00	0.00	0.00	0.00
Cash Disbursement Ceiling (CDC)	0.00	0.00	0.00	0.00	0.00	0.00	0.00	0.00	0.00	0.00	0.00	0.00	0.00	0.00	0.00	0.00	0.00	0.00	0.00	0.00	0.00	0.00	0.00	0.00	0.00	0.00	0.00
TOTAL CASH DISBURSEMENTS	41,722,314.46	9,753,030.18	0.00	11,723,026.50	63,196,371.14	0.00	0.00	0.00	0.00	0.00	0.00	0.00	0.00	0.00	0.00	0.00	0.00	63,196,371.14	0.00	0.00	0.00	0.00	41,722,314.46	9,753,030.18	0.00	11,723,026.50	63,196,371.14
NON-CASH DISBURSEMENTS	4,186,916.43	587,808.23	0.00	820,565.80	5,575,290.46	0.00	0.00	0.00	0.00	0.00	0.00	0.00	0.00	0.00	0.00	0.00	0.00	5,575,290.46	0.00	0.00	0.00	0.00	4,186,916.43	587,808.23	0.00	820,565.80	5,575,290.46
Tax Remittance Advices Issued (TRA)	4,186,916.43	587,808.23	0.00	820,565.80	5,575,290.46	0.00	0.00	0.00	0.00	0.00	0.00	0.00	0.00	0.00	0.00	0.00	0.00	5,575,290.46	0.00	0.00	0.00	0.00	4,186,916.43	587,808.23	0.00	820,565.80	5,575,290.46
Non-Cash Availment Authority (NCAA)	0.00	0.00	0.00	0.00	0.00	0.00	0.00	0.00	0.00	0.00	0.00	0.00	0.00	0.00	0.00	0.00	0.00	0.00	0.00	0.00	0.00	0.00	0.00	0.00	0.00	0.00	
Disbursements effected through outright deductions from claims (please specify...)	0.00	0.00	0.00	0.00	0.00	0.00	0.00	0.00	0.00	0.00	0.00	0.00	0.00	0.00	0.00	0.00	0.00	0.00	0.00	0.00	0.00	0.00	0.00	0.00	0.00	0.00	
Overpayment of expenses(e.g. personnel benefits)	0.00	0.00	0.00	0.00	0.00	0.00	0.00	0.00	0.00	0.00	0.00	0.00	0.00	0.00	0.00	0.00	0.00	0.00	0.00	0.00	0.00	0.00	0.00	0.00	0.00	0.00	
Restitution for loss of government property	0.00	0.00	0.00	0.00	0.00	0.00	0.00	0.00	0.00	0.00	0.00	0.00	0.00	0.00	0.00	0.00	0.00	0.00	0.00	0.00	0.00	0.00	0.00	0.00	0.00	0.00	
Liquidated damages and similar claims	0.00	0.00	0.00	0.00	0.00	0.00	0.00	0.00	0.00	0.00	0.00	0.00	0.00	0.00	0.00	0.00	0.00	0.00	0.00	0.00	0.00	0.00	0.00	0.00	0.00	0.00	
Others (TEF, BT, Documentary Stamp Tax, etc.)	0.00	0.00	0.00	0.00	0.00	0.00	0.00	0.00	0.00	0.00	0.00	0.00	0.00	0.00	0.00	0.00	0.00	0.00	0.00	0.00	0.00	0.00	0.00	0.00	0.00	0.00	
TOTAL NON-CASH DISBURSEMENTS	4,186,916.43	587,808.23	0.00	820,565.80	5,575,290.46	0.00	0.00	0.00	0.00	0.00	0.00	0.00	0.00	0.00	0.00	0.00	0.00	5,575,290.46	0.00	0.00	0.00	0.00	4,186,916.43	587,808.23	0.00	820,565.80	5,575,290.46
GRAND TOTAL	45,889,230.89	10,340,838.41	0.00	12,543,592.30	68,773,661.60	0.00	0.00	0.00	0.00	0.00	0.00	0.00	0.00	0.00	0.00	0.00	0.00	68,773,661.60	0.00	0.00	0.00	0.00	45,889,230.89	10,340,838.41	0.00	12,543,592.30	68,773,661.60

SUMMARY

Particulars	Previous Report	This Month	As at Date
(1)	(2)	(3)	(4)
Disbursement Authorities Received	515,021,640.12	43,276,441.46	558,298,081.58
Less: Transfer of Allocations (NTA) Issued	490,867,372.00	37,701,151.00	528,568,523.00
Disbursement Authorities Available	24,154,268.12	5,575,290.46	29,729,558.58
Less: Balance of Disbursement Authorities as at date	3,763.30	62,289.70	66,053.00
Total Disbursements Program	489,862,726.30	68,773,661.60	558,636,387.90
Less: Actual Disbursements	489,862,726.30	68,773,661.60	558,636,387.90
(Over)/Under spending	25,338,813.82	(25,497,220.14)	(158,306.32)

Notes: * The use of NTA is discouraged
 Notes: ** Amounts should tally with the grand total disbursement (column 27).

Certified Correct:

ANABEL S. LEONIDA, CPA
 Accountant III
 Date: January 9, 2024 10:49 AM

Recommended Approval:

ROSALINDA S. TUVILLA, J.D.
 Vice President for Administration and Finance
 Date: January 9, 2024 11:01 AM

Approved By:

NORBERTO P. MANGULIBNAN, Ph.D.
 SUC President III
 Date: January 9, 2024 11:02 AM

MONTHLY REPORT OF DISBURSEMENTS
For the month of November 2023

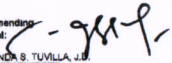
Department : State Universities and Colleges (SUCs)
 Agency/Entity : Carlos C. Hilado Memorial State College
 Operating Unit : < not applicable >
 Organization Code (UACS) : 08 060 0000000
 Fund Cluster : 01 - Regular Agency Fund


Particulars	Current Year Budget					Prior Year's Budget											Trust Liabilities				Grand Total					Remarks			
	PS	MOOE	FinEx	CO	TOTAL	Prior Year's Accounts Payable					Current Year's Accounts Payable						SUB-TOTAL	PS	MOOE	CO	TOTAL	PS	MOOE	FinEx	CO		TOTAL		
						PS	MOOE	FinEx	CO	Sub-Total	PS	MOOE	FinEx	CO	Sub-Total	PS												MOOE	FinEx
1	2	3	4	5	6=(2+3+4+5)	7	8	9	10	11=(7+8+9+10)	12	13	14	15	16=(12+13+14+15)	17=(11+16)	18=(8+17)	19	20	21	22=(19+20+21)	23	24	25	26	27=(23+24+25+26)	28		
CASH DISBURSEMENTS	40,165,205.00	1,037,616.04	0.00	0.00	41,202,821.04	0.00	0.00	0.00	0.00	0.00	0.00	0.00	0.00	0.00	0.00	0.00	41,202,821.04	0.00	0.00	0.00	0.00	40,165,205.00	1,037,616.04	0.00	0.00	41,202,821.04			
Notice of Cash Allocation (NCA)	40,165,205.00	1,037,616.04	0.00	0.00	41,202,821.04	0.00	0.00	0.00	0.00	0.00	0.00	0.00	0.00	0.00	0.00	0.00	41,202,821.04	0.00	0.00	0.00	0.00	40,165,205.00	1,037,616.04	0.00	0.00	41,202,821.04			
MDS Checks Issued	340,315.94	679,623.06	0.00	0.00	1,019,939.00	0.00	0.00	0.00	0.00	0.00	0.00	0.00	0.00	0.00	0.00	0.00	1,019,939.00	0.00	0.00	0.00	0.00	340,315.94	679,623.06	0.00	0.00	1,019,939.00			
Advice to Debit Account	39,824,889.06	357,992.98	0.00	0.00	40,182,882.04	0.00	0.00	0.00	0.00	0.00	0.00	0.00	0.00	0.00	0.00	0.00	40,182,882.04	0.00	0.00	0.00	0.00	39,824,889.06	357,992.98	0.00	0.00	40,182,882.04			
Notice of Transfer Allocations (NTA)	0.00	0.00	0.00	0.00	0.00	0.00	0.00	0.00	0.00	0.00	0.00	0.00	0.00	0.00	0.00	0.00	0.00	0.00	0.00	0.00	0.00	0.00	0.00	0.00	0.00	0.00	0.00		
MDS Checks Issued	0.00	0.00	0.00	0.00	0.00	0.00	0.00	0.00	0.00	0.00	0.00	0.00	0.00	0.00	0.00	0.00	0.00	0.00	0.00	0.00	0.00	0.00	0.00	0.00	0.00	0.00	0.00	0.00	
Advice to Debit Account	0.00	0.00	0.00	0.00	0.00	0.00	0.00	0.00	0.00	0.00	0.00	0.00	0.00	0.00	0.00	0.00	0.00	0.00	0.00	0.00	0.00	0.00	0.00	0.00	0.00	0.00	0.00	0.00	
Working Fund for FAPs	0.00	0.00	0.00	0.00	0.00	0.00	0.00	0.00	0.00	0.00	0.00	0.00	0.00	0.00	0.00	0.00	0.00	0.00	0.00	0.00	0.00	0.00	0.00	0.00	0.00	0.00	0.00	0.00	
Cash Disbursement Ceiling (CDC)	0.00	0.00	0.00	0.00	0.00	0.00	0.00	0.00	0.00	0.00	0.00	0.00	0.00	0.00	0.00	0.00	0.00	0.00	0.00	0.00	0.00	0.00	0.00	0.00	0.00	0.00	0.00	0.00	
TOTAL CASH DISBURSEMENTS	40,165,205.00	1,037,616.04	0.00	0.00	41,202,821.04	0.00	0.00	0.00	0.00	0.00	0.00	0.00	0.00	0.00	0.00	0.00	41,202,821.04	0.00	0.00	0.00	0.00	40,165,205.00	1,037,616.04	0.00	0.00	41,202,821.04			
NON-CASH DISBURSEMENTS	4,927,014.38	2,347.00	0.00	0.00	4,929,361.38	0.00	0.00	0.00	0.00	0.00	0.00	0.00	0.00	0.00	0.00	0.00	4,929,361.38	0.00	0.00	0.00	0.00	4,927,014.38	2,347.00	0.00	0.00	4,929,361.38			
Tax Remittance Advices Issued (TRA)	4,927,014.38	2,347.00	0.00	0.00	4,929,361.38	0.00	0.00	0.00	0.00	0.00	0.00	0.00	0.00	0.00	0.00	0.00	4,929,361.38	0.00	0.00	0.00	0.00	4,927,014.38	2,347.00	0.00	0.00	4,929,361.38			
Non-Cash Availment Authority (NCAA)	0.00	0.00	0.00	0.00	0.00	0.00	0.00	0.00	0.00	0.00	0.00	0.00	0.00	0.00	0.00	0.00	0.00	0.00	0.00	0.00	0.00	0.00	0.00	0.00	0.00	0.00	0.00	0.00	
Disbursements effected through outright deductions from claims (please specify...)	0.00	0.00	0.00	0.00	0.00	0.00	0.00	0.00	0.00	0.00	0.00	0.00	0.00	0.00	0.00	0.00	0.00	0.00	0.00	0.00	0.00	0.00	0.00	0.00	0.00	0.00	0.00	0.00	
Overpayment of expenses(e.g. personal benefits)	0.00	0.00	0.00	0.00	0.00	0.00	0.00	0.00	0.00	0.00	0.00	0.00	0.00	0.00	0.00	0.00	0.00	0.00	0.00	0.00	0.00	0.00	0.00	0.00	0.00	0.00	0.00	0.00	
Restitution for loss of government property	0.00	0.00	0.00	0.00	0.00	0.00	0.00	0.00	0.00	0.00	0.00	0.00	0.00	0.00	0.00	0.00	0.00	0.00	0.00	0.00	0.00	0.00	0.00	0.00	0.00	0.00	0.00	0.00	
Liquidated damages and similar claims	0.00	0.00	0.00	0.00	0.00	0.00	0.00	0.00	0.00	0.00	0.00	0.00	0.00	0.00	0.00	0.00	0.00	0.00	0.00	0.00	0.00	0.00	0.00	0.00	0.00	0.00	0.00	0.00	
Others: TEF, BTF-Documentary Stamp	0.00	0.00	0.00	0.00	0.00	0.00	0.00	0.00	0.00	0.00	0.00	0.00	0.00	0.00	0.00	0.00	0.00	0.00	0.00	0.00	0.00	0.00	0.00	0.00	0.00	0.00	0.00	0.00	
NON-CASH DISBURSEMENTS	4,927,014.38	2,347.00	0.00	0.00	4,929,361.38	0.00	0.00	0.00	0.00	0.00	0.00	0.00	0.00	0.00	0.00	0.00	4,929,361.38	0.00	0.00	0.00	0.00	4,927,014.38	2,347.00	0.00	0.00	4,929,361.38			
TOTAL	45,092,219.38	1,039,963.04	0.00	0.00	46,132,182.42	0.00	0.00	0.00	0.00	0.00	0.00	0.00	0.00	0.00	0.00	0.00	46,132,182.42	0.00	0.00	0.00	0.00	45,092,219.38	1,039,963.04	0.00	0.00	46,132,182.42			

ARY

Particulars	Previous Report	This Month	As at Date
(1)	(2)	(3)	(4)
Disbursement Authorities Received	448,776,386.74	66,245,253.38	515,021,640.12
NCA	429,551,480.00	61,315,892.00	490,867,372.00
Working Fund	0.00	0.00	0.00
TRA	19,224,906.74	4,929,361.38	24,154,268.12
CDC	0.00	0.00	0.00
NCAA	0.00	0.00	0.00
Less: Notice of Transfer of Allocations (NTA)* Issued	0.00	0.00	0.00
Disbursement Authorities Available	448,776,386.74	66,245,253.38	515,021,640.12
Disbursements	0.00	0.00	0.00
Disbursements through outright deductions from claims	0.00	0.00	0.00
Overpayment of expenses(e.g. personal benefits)	0.00	0.00	0.00
Restitution for government property	0.00	0.00	0.00
Liquidated damages and similar claims	0.00	0.00	0.00
Others (e.g. cancelled/staled checks)	(29,812.50)	254,171.82	224,359.32
Disbursement Authorities as at date	5,192,267.06	20,367,242.78	25,559,509.84
Program	448,776,386.74	66,245,253.38	515,021,640.12
Disbursements	443,550,543.88	46,132,182.42	489,682,726.30
Disbursements not disclosed	5,225,842.86	20,113,070.98	25,338,913.82

is discouraged
 if tally with the grand total disbursement (column 27).
 Date: November 9, 2023 08:12 PM

Recommending Approval:

 ROSALINDA S. TUVILLA, JR.
 Vice President for Administration and Finance
 Date: December 8, 2023 08:13 PM

Approved By:

 NORBERTO P. MANGALABANA, PH.D.
 SUC President III
 Date: December 8, 2023 10:57 AM

MONTHLY REPORT OF DISBURSEMENTS
For the month of September 2023


Department : State Universities and Colleges (SUCs)
 Agency/Entity : Carlos C. Hilado Memorial State College
 Operating Unit : < not applicable >
 Organization Code (UACS) : 08 060 000000
 Fund Cluster : 01 - Regular Agency Fund

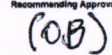
Particulars	Current Year Budget					Prior Year's Budget										Current Year's Accounts Payable					Trust Liabilities					Grand Total					Remarks
	PS	MOOE	FinEx	CO	TOTAL	Prior Year's Accounts Payable					Current Year's Accounts Payable					SUB-TOTAL					TOTAL										
	7	8	9	10	11=(7+8+9+10)	12	13	14	15	16	17=(12+13+14+15)	18=(11+16)	19	20	21	22=(19+20+21)	23	24	25	26	27=(23+24+25)	28									
CASH DISBURSEMENTS	30,597,913.75	15,844,797.00	0.00	5,019,415.84	51,462,126.59	0.00	226,509.50	0.00	189,053.57	415,563.07	0.00	0.00	0.00	0.00	0.00	415,563.07	51,877,689.66	0.00	0.00	0.00	0.00	30,597,913.75	16,071,306.50	0.00	5,208,469.41	51,877,689.66					
Notice of Cash Allocation (NCA)	30,597,913.75	15,844,797.00	0.00	5,019,415.84	51,462,126.59	0.00	226,509.50	0.00	189,053.57	415,563.07	0.00	0.00	0.00	0.00	0.00	415,563.07	51,877,689.66	0.00	0.00	0.00	0.00	30,597,913.75	16,071,306.50	0.00	5,208,469.41	51,877,689.66					
MDS Checks Issued	30,597,913.75	15,844,797.00	0.00	5,019,415.84	51,462,126.59	0.00	226,509.50	0.00	189,053.57	415,563.07	0.00	0.00	0.00	0.00	0.00	415,563.07	51,877,689.66	0.00	0.00	0.00	0.00	30,597,913.75	16,071,306.50	0.00	5,208,469.41	51,877,689.66					
Advice to Debit Account	0.00	0.00	0.00	0.00	0.00	0.00	0.00	0.00	0.00	0.00	0.00	0.00	0.00	0.00	0.00	0.00	0.00	0.00	0.00	0.00	0.00	0.00	0.00	0.00	0.00	0.00	0.00				
Notice of Transfer Allocations (NTA)	0.00	0.00	0.00	0.00	0.00	0.00	0.00	0.00	0.00	0.00	0.00	0.00	0.00	0.00	0.00	0.00	0.00	0.00	0.00	0.00	0.00	0.00	0.00	0.00	0.00	0.00	0.00				
MDS Checks Issued	0.00	0.00	0.00	0.00	0.00	0.00	0.00	0.00	0.00	0.00	0.00	0.00	0.00	0.00	0.00	0.00	0.00	0.00	0.00	0.00	0.00	0.00	0.00	0.00	0.00	0.00	0.00				
Advice to Debit Account	0.00	0.00	0.00	0.00	0.00	0.00	0.00	0.00	0.00	0.00	0.00	0.00	0.00	0.00	0.00	0.00	0.00	0.00	0.00	0.00	0.00	0.00	0.00	0.00	0.00	0.00	0.00				
Working Fund for FAPs	0.00	0.00	0.00	0.00	0.00	0.00	0.00	0.00	0.00	0.00	0.00	0.00	0.00	0.00	0.00	0.00	0.00	0.00	0.00	0.00	0.00	0.00	0.00	0.00	0.00	0.00	0.00				
Cash Disbursement Ceiling (CDC)	0.00	0.00	0.00	0.00	0.00	0.00	0.00	0.00	0.00	0.00	0.00	0.00	0.00	0.00	0.00	0.00	0.00	0.00	0.00	0.00	0.00	0.00	0.00	0.00	0.00	0.00	0.00				
TOTAL CASH DISBURSEMENTS	30,597,913.75	15,844,797.00	0.00	5,019,415.84	51,462,126.59	0.00	226,509.50	0.00	189,053.57	415,563.07	0.00	0.00	0.00	0.00	0.00	415,563.07	51,877,689.66	0.00	0.00	0.00	0.00	30,597,913.75	16,071,306.50	0.00	5,208,469.41	51,877,689.66					
NON-CASH DISBURSEMENTS	14,096,951.28	1,952,251.59	0.00	846,736.07	16,895,938.94	0.00	7,812.50	0.00	509,415.73	517,226.23	0.00	0.00	0.00	0.00	0.00	517,226.23	17,413,167.17	0.00	0.00	0.00	0.00	14,096,951.28	1,980,064.09	0.00	1,356,151.80	17,413,167.17					
Tax Remittance Advices Issued (TRA)	14,096,951.28	1,952,251.59	0.00	846,736.07	16,895,938.94	0.00	7,812.50	0.00	509,415.73	517,226.23	0.00	0.00	0.00	0.00	0.00	517,226.23	17,413,167.17	0.00	0.00	0.00	0.00	14,096,951.28	1,980,064.09	0.00	1,356,151.80	17,413,167.17					
Non-Cash Availment Authority (NCAA)	0.00	0.00	0.00	0.00	0.00	0.00	0.00	0.00	0.00	0.00	0.00	0.00	0.00	0.00	0.00	0.00	0.00	0.00	0.00	0.00	0.00	0.00	0.00	0.00	0.00	0.00	0.00				
Disbursements effected through outright deductions from claims (please specify...)	0.00	0.00	0.00	0.00	0.00	0.00	0.00	0.00	0.00	0.00	0.00	0.00	0.00	0.00	0.00	0.00	0.00	0.00	0.00	0.00	0.00	0.00	0.00	0.00	0.00	0.00	0.00				
Overpayment of expenses (e.g. personnel benefits)	0.00	0.00	0.00	0.00	0.00	0.00	0.00	0.00	0.00	0.00	0.00	0.00	0.00	0.00	0.00	0.00	0.00	0.00	0.00	0.00	0.00	0.00	0.00	0.00	0.00	0.00	0.00				
Restitution for loss of government property	0.00	0.00	0.00	0.00	0.00	0.00	0.00	0.00	0.00	0.00	0.00	0.00	0.00	0.00	0.00	0.00	0.00	0.00	0.00	0.00	0.00	0.00	0.00	0.00	0.00	0.00	0.00				
Liquidated damages and similar claims	0.00	0.00	0.00	0.00	0.00	0.00	0.00	0.00	0.00	0.00	0.00	0.00	0.00	0.00	0.00	0.00	0.00	0.00	0.00	0.00	0.00	0.00	0.00	0.00	0.00	0.00	0.00				
Others (T.F., B.Tr., Documentary Stamp Tax, etc.)	0.00	0.00	0.00	0.00	0.00	0.00	0.00	0.00	0.00	0.00	0.00	0.00	0.00	0.00	0.00	0.00	0.00	0.00	0.00	0.00	0.00	0.00	0.00	0.00	0.00	0.00	0.00				
TOTAL NON-CASH DISBURSEMENTS	14,096,951.28	1,952,251.59	0.00	846,736.07	16,895,938.94	0.00	7,812.50	0.00	509,415.73	517,226.23	0.00	0.00	0.00	0.00	0.00	517,226.23	17,413,167.17	0.00	0.00	0.00	0.00	14,096,951.28	1,980,064.09	0.00	1,356,151.80	17,413,167.17					
GRAND TOTAL	44,694,865.03	17,797,048.59	0.00	5,866,151.91	68,358,065.53	0.00	234,322.00	0.00	698,469.30	932,791.30	0.00	0.00	0.00	0.00	0.00	932,791.30	69,290,856.83	0.00	0.00	0.00	0.00	44,694,865.03	18,031,370.59	0.00	6,564,621.21	69,290,856.83					

SUMMARY

Particulars (1)	Previous Report (2)	This Month (3)	As at Date (4)
Total Disbursement Authorities Received	377,299,915.03	38,202,493.14	415,502,408.17
NCA	362,745,577.00	35,343,664.00	398,089,241.00
NTA	0.00	0.00	0.00
Working Fund	0.00	0.00	0.00
TRA	14,554,338.03	2,858,829.14	17,413,167.17
CDC	0.00	0.00	0.00
NCAA	0.00	0.00	0.00
Less: Notice of Transfer of Allocations (NTA)* Issued	0.00	0.00	0.00
Total Disbursement Authorities Available	377,299,915.03	38,202,493.14	415,502,408.17
Less:	0.00	0.00	0.00
Lapsed NCA	2,306.18	1,457.12	3,763.30
Disbursements	346,188,653.04	51,877,689.66	398,066,342.70
Less: Other Non-Cash Disbursements	0.00	(17,413,167.17)	(17,413,167.17)
Disbursements effected through outright deductions from claims	0.00	0.00	0.00
Overpayment of expenses (e.g. personnel benefits)	0.00	0.00	0.00
Restitution for loss of government property	0.00	0.00	0.00
Liquidated damages and similar claims	0.00	0.00	0.00
Others (e.g. T.F., B.Tr., Docs Stamp, etc.)	0.00	(17,413,167.17)	(17,413,167.17)
Add/Less: Adjustments (e.g. cancelled/dated checks)	(19,126.00)	0.00	(19,126.00)
Balance of Disbursement Authorities as at date	31,089,820.81	(31,089,820.81)	0.00
Total Disbursements Program	0.00	0.00	0.00
Less: *Actual Disbursements	118,328,300.83	0.00	118,328,300.83
(Over)/Under spending	(118,328,300.83)	0.00	(118,328,300.83)

Notes: * The use of NTA is discouraged
 Notes: ** Amounts should tally with the grand total disbursement (column 27).

Certified Correct:

 MA. CHRISTINA GALAN S. PARROCHO, CPA
 OIC-Accounting Section
 Date:

Recommending Approval:

 MRS. ROSALINDA S. TUVILLA, J.D.
 VP- Admin and Finance
 Date:

Approved By:

 DR. NORBERTO E. MANGULABNAN
 SUC President III
 Date:

MONTHLY REPORT OF DISBURSEMENTS
For the month of August 2023

State Universities and Colleges (SUCs)
Carlos C. Hilado Memorial State College
< not applicable >
Code (UACS) : 08 080 000000
Center : 01 - Regular Agency Fund

Particulars	Current Year Budget					Prior Year's Budget					Current Year's Accounts Payable					SUB-TOTAL	Trust Liabilities				Grand Total					Remarks					
	PS	MOOE	FinEx	CO	TOTAL	PS	MOOE	FinEx	CO	TOTAL	PS	MOOE	FinEx	CO	TOTAL		PS	MOOE	CO	TOTAL	PS	MOOE	FinEx	CO	TOTAL						
	1	2	3	4	5	6	7	8	9	10	11	12	13	14	15		16	17	18	19	20	21	22	23	24		25	26	27	28	29
CASH DISBURSEMENTS	13,032,095.39	4,548,174.37	0.00	0.00	17,580,269.76	0.00	19,125.00	0.00	0.00	19,125.00	0.00	0.00	0.00	0.00	0.00	19,125.00	17,599,394.76	0.00	0.00	0.00	0.00	13,032,095.39	4,567,299.37	0.00	0.00	17,599,394.76					
Notice of Cash Allocation (NCA)	13,032,095.39	4,548,174.37	0.00	0.00	17,580,269.76	0.00	19,125.00	0.00	0.00	19,125.00	0.00	0.00	0.00	0.00	0.00	19,125.00	17,599,394.76	0.00	0.00	0.00	0.00	13,032,095.39	4,567,299.37	0.00	0.00	17,599,394.76					
MDS Checks Issued	13,032,095.39	4,548,174.37	0.00	0.00	17,580,269.76	0.00	19,125.00	0.00	0.00	19,125.00	0.00	0.00	0.00	0.00	0.00	19,125.00	17,599,394.76	0.00	0.00	0.00	0.00	13,032,095.39	4,567,299.37	0.00	0.00	17,599,394.76					
Advice to Debt Account	0.00	0.00	0.00	0.00	0.00	0.00	0.00	0.00	0.00	0.00	0.00	0.00	0.00	0.00	0.00	0.00	0.00	0.00	0.00	0.00	0.00	0.00	0.00	0.00	0.00	0.00	0.00	0.00	0.00	0.00	0.00
Notice of Transfer of Allocations (NTA)	0.00	0.00	0.00	0.00	0.00	0.00	0.00	0.00	0.00	0.00	0.00	0.00	0.00	0.00	0.00	0.00	0.00	0.00	0.00	0.00	0.00	0.00	0.00	0.00	0.00	0.00	0.00	0.00	0.00	0.00	0.00
MDS Checks Issued	0.00	0.00	0.00	0.00	0.00	0.00	0.00	0.00	0.00	0.00	0.00	0.00	0.00	0.00	0.00	0.00	0.00	0.00	0.00	0.00	0.00	0.00	0.00	0.00	0.00	0.00	0.00	0.00	0.00	0.00	0.00
Advice to Debt Account	0.00	0.00	0.00	0.00	0.00	0.00	0.00	0.00	0.00	0.00	0.00	0.00	0.00	0.00	0.00	0.00	0.00	0.00	0.00	0.00	0.00	0.00	0.00	0.00	0.00	0.00	0.00	0.00	0.00	0.00	0.00
Working Fund for FAPs	0.00	0.00	0.00	0.00	0.00	0.00	0.00	0.00	0.00	0.00	0.00	0.00	0.00	0.00	0.00	0.00	0.00	0.00	0.00	0.00	0.00	0.00	0.00	0.00	0.00	0.00	0.00	0.00	0.00	0.00	0.00
Cash Disbursement Ceiling (CDC)	0.00	0.00	0.00	0.00	0.00	0.00	0.00	0.00	0.00	0.00	0.00	0.00	0.00	0.00	0.00	0.00	0.00	0.00	0.00	0.00	0.00	0.00	0.00	0.00	0.00	0.00	0.00	0.00	0.00	0.00	0.00
TOTAL CASH DISBURSEMENTS	13,032,095.39	4,548,174.37	0.00	0.00	17,580,269.76	0.00	19,125.00	0.00	0.00	19,125.00	0.00	0.00	0.00	0.00	0.00	19,125.00	17,599,394.76	0.00	0.00	0.00	0.00	13,032,095.39	4,567,299.37	0.00	0.00	17,599,394.76					
NON-CASH DISBURSEMENTS	1,614,624.48	149,931.08	0.00	0.00	1,764,555.56	0.00	0.00	0.00	0.00	0.00	0.00	0.00	0.00	0.00	0.00	1,764,555.56	0.00	0.00	0.00	0.00	1,614,624.48	149,931.08	0.00	0.00	1,764,555.56						
Tax Remittance Advice Issued (TRA)	1,614,624.48	149,931.08	0.00	0.00	1,764,555.56	0.00	0.00	0.00	0.00	0.00	0.00	0.00	0.00	0.00	0.00	1,764,555.56	0.00	0.00	0.00	0.00	1,614,624.48	149,931.08	0.00	0.00	1,764,555.56						
Non-Cash Availment Authority (NCAA)	0.00	0.00	0.00	0.00	0.00	0.00	0.00	0.00	0.00	0.00	0.00	0.00	0.00	0.00	0.00	0.00	0.00	0.00	0.00	0.00	0.00	0.00	0.00	0.00	0.00	0.00	0.00	0.00	0.00	0.00	
Disbursements effected through outright deductions from claims (please specify)	0.00	0.00	0.00	0.00	0.00	0.00	0.00	0.00	0.00	0.00	0.00	0.00	0.00	0.00	0.00	0.00	0.00	0.00	0.00	0.00	0.00	0.00	0.00	0.00	0.00	0.00	0.00	0.00	0.00	0.00	
Overpayment of expenses (e.g. personal benefits)	0.00	0.00	0.00	0.00	0.00	0.00	0.00	0.00	0.00	0.00	0.00	0.00	0.00	0.00	0.00	0.00	0.00	0.00	0.00	0.00	0.00	0.00	0.00	0.00	0.00	0.00	0.00	0.00	0.00	0.00	
Restitution for loss of government property	0.00	0.00	0.00	0.00	0.00	0.00	0.00	0.00	0.00	0.00	0.00	0.00	0.00	0.00	0.00	0.00	0.00	0.00	0.00	0.00	0.00	0.00	0.00	0.00	0.00	0.00	0.00	0.00	0.00	0.00	0.00
Liquidated damages and similar claims	0.00	0.00	0.00	0.00	0.00	0.00	0.00	0.00	0.00	0.00	0.00	0.00	0.00	0.00	0.00	0.00	0.00	0.00	0.00	0.00	0.00	0.00	0.00	0.00	0.00	0.00	0.00	0.00	0.00	0.00	0.00
Others (T.E.F., B.T., Documentary Stamp, Tax, etc.)	0.00	0.00	0.00	0.00	0.00	0.00	0.00	0.00	0.00	0.00	0.00	0.00	0.00	0.00	0.00	0.00	0.00	0.00	0.00	0.00	0.00	0.00	0.00	0.00	0.00	0.00	0.00	0.00	0.00	0.00	0.00
TOTAL NON-CASH DISBURSEMENTS	1,614,624.48	149,931.08	0.00	0.00	1,764,555.56	0.00	0.00	0.00	0.00	0.00	0.00	0.00	0.00	0.00	0.00	1,764,555.56	0.00	0.00	0.00	0.00	1,614,624.48	149,931.08	0.00	0.00	1,764,555.56						
GRAND TOTAL	14,646,719.87	4,698,105.45	0.00	0.00	19,344,825.32	0.00	19,125.00	0.00	0.00	19,125.00	0.00	0.00	0.00	0.00	0.00	19,125.00	19,363,950.32	0.00	0.00	0.00	0.00	14,646,719.87	4,717,230.45	0.00	0.00	19,363,950.32					

SUMMARY

Particulars	Previous Report	This Month	As at Date
(1)	(2)	(3)	(4)
Total Disbursement Authorities Received	344,634,120.47	32,865,794.56	377,299,915.03
NCA	331,844,336.00	30,901,236.00	362,745,572.00
NTA	0.00	0.00	0.00
Working Fund	0.00	0.00	0.00
TRA	12,789,782.47	1,764,555.56	14,554,338.03
CDC	0.00	0.00	0.00
NCAA	0.00	0.00	0.00
Less: Notice of Transfer of Allocations (NTA) issued	0.00	0.00	0.00
Total Disbursement Authorities Available	344,634,120.47	32,865,794.56	377,299,915.03
Less:	0.00	0.00	0.00
Lapsed NCA	2,306.18	0.00	2,306.18
Disbursements	328,808,393.28	17,580,269.76	346,188,663.04
Less: Other Non-Cash Disbursements	0.00	0.00	0.00
Disbursements effected through outright deductions from claims	0.00	0.00	0.00
Overpayment of expenses (e.g. personal benefits)	0.00	0.00	0.00
Restitution for loss of government property	0.00	0.00	0.00
Liquidated damages and similar claims	0.00	0.00	0.00
Others (e.g. T.E.F., B.T., Docs Stamp, etc.)	0.00	0.00	0.00
Additional: Adjustments (e.g. cancelled/related checks)	0.00	(19,125.00)	(19,125.00)
Balance of Disbursement Authorities as at date	16,023,421.01	15,086,399.80	31,089,820.81
Total Disbursements Program	0.00	0.00	0.00
Less: *Actual Disbursements	118,328,300.83	0.00	118,328,300.83
Over/Under spending	(118,328,300.83)	0.00	(118,328,300.83)

Notes: * The use of NTA is discouraged
Notes: ** Amounts should tally with the grand total disbursement (column 27).

Certified Correct:


MA. CHRISTINA SALEN G. PARROCHO, CPA
OIC-Accounting Section
Date

Recommending Approval:


MRS. ROSALINDA S. TUVILLA, J.D.
VP-Admin and Finance
Date

Approved By:


DR. NORBERTO P. MANGULABNAN
SUC President
Date

MONTHLY REPORT OF DISBURSEMENTS
For the month of July 2023

Department : State Universities and Colleges (SUCS)
Agency/Entity : Carlos C. Hilado Memorial State College
Operating Unit : < not applicable >
Organization Code (UACS) : 06 060 000000
Fund Cluster : 01 - Regular Agency Fund

Main financial table with columns for Particulars, Current Year Budget, Prior Year's Budget, Current Year's Accounts Payable, Trust Liabilities, and Grand Total. Includes rows for CASH DISBURSEMENTS, NON-CASH DISBURSEMENTS, and GRAND TOTAL.

SUMMARY

Summary table with columns: Particulars, Previous Report, This Month, As at Date. Rows include Total Disbursement Authorities Received, Less: Notice of Transfer of Allocations (NTA) issued, Total Disbursement Authorities Available, Less: Lapsed NCA Disbursements, Balance of Disbursement Authorities as at date, Total Disbursements Program, Less: Actual Disbursements, (Over)/Under spending.

Notes: * The use of NTA is discouraged
Notes: ** Amounts should tally with the grand total disbursement (column 27).

Certified Correct:
MA. CRISTINA CALEN G. PARROCHO, CPA
OIC-Accounting Section
Date

Recommending Approval:
MRS. ROSALINDA S. TUVILLA, J.D.
VP-Admin and Finance
Date

Approved By:
DR. NORBERTO P. MANGULABNAN
SUC President III
Date

MONTHLY REPORT OF DISBURSEMENTS
For the month of April 2023


Department : State Universities and Colleges (SUCs)
 Agency/Entity : Carlos C. Hilado Memorial State College
 Operating Unit : < not applicable >
 Organization Code (UAOS) : 08 080 000000
 Fund Cluster : 01 Regular Agency Fund

Particulars	Current Year Budget					Prior Year's Budget										Trust Liabilities					Grand Total	Remarks												
	PS	MOOE	FinEx	CO	TOTAL	Prior Year's Accounts Payable					Current Year's Accounts Payable					TOTAL	SUB-TOTAL	PS	MOOE	CO			TOTAL											
						PS	MOOE	FinEx	CO	Sub-Total	PS	MOOE	FinEx	CO	Sub-Total									17=(14+16)	18=(6+17)	19	20	21	22=(19+20+21)	23	24	25	26	27=(23+24+25+26)
CASH DISBURSEMENTS	26,394,477.60	4,291,770.03	0.00	0.00	33,686,247.63	0.00	117,187.50	0.00	841,250.36	958,437.86	0.00	0.00	0.00	0.00	0.00	958,437.86	34,644,685.49	0.00	0.00	0.00	0.00	26,394,477.60	4,408,957.53	0.00	841,250.36	34,644,685.49								
Notice of Cash Allocation (NCA)	26,394,477.60	4,291,770.03	0.00	0.00	33,686,247.63	0.00	117,187.50	0.00	841,250.36	958,437.86	0.00	0.00	0.00	0.00	0.00	958,437.86	34,644,685.49	0.00	0.00	0.00	0.00	26,394,477.60	4,408,957.53	0.00	841,250.36	34,644,685.49								
MDS Checks Issued	26,394,477.60	4,291,770.03	0.00	0.00	33,686,247.63	0.00	117,187.50	0.00	841,250.36	958,437.86	0.00	0.00	0.00	0.00	0.00	958,437.86	34,644,685.49	0.00	0.00	0.00	0.00	26,394,477.60	4,408,957.53	0.00	841,250.36	34,644,685.49								
Advice to Debit Account	0.00	0.00	0.00	0.00	0.00	0.00	0.00	0.00	0.00	0.00	0.00	0.00	0.00	0.00	0.00	0.00	0.00	0.00	0.00	0.00	0.00	0.00	0.00	0.00	0.00	0.00	0.00	0.00						
Notice of Transfer Allocations (NTA)	0.00	0.00	0.00	0.00	0.00	0.00	0.00	0.00	0.00	0.00	0.00	0.00	0.00	0.00	0.00	0.00	0.00	0.00	0.00	0.00	0.00	0.00	0.00	0.00	0.00	0.00	0.00	0.00						
MDS Checks Issued	0.00	0.00	0.00	0.00	0.00	0.00	0.00	0.00	0.00	0.00	0.00	0.00	0.00	0.00	0.00	0.00	0.00	0.00	0.00	0.00	0.00	0.00	0.00	0.00	0.00	0.00	0.00	0.00						
Advice to Debit Account	0.00	0.00	0.00	0.00	0.00	0.00	0.00	0.00	0.00	0.00	0.00	0.00	0.00	0.00	0.00	0.00	0.00	0.00	0.00	0.00	0.00	0.00	0.00	0.00	0.00	0.00	0.00	0.00						
Working Fund for FAPs	0.00	0.00	0.00	0.00	0.00	0.00	0.00	0.00	0.00	0.00	0.00	0.00	0.00	0.00	0.00	0.00	0.00	0.00	0.00	0.00	0.00	0.00	0.00	0.00	0.00	0.00	0.00	0.00						
Cash Disbursement Ceiling (CDC)	0.00	0.00	0.00	0.00	0.00	0.00	0.00	0.00	0.00	0.00	0.00	0.00	0.00	0.00	0.00	0.00	0.00	0.00	0.00	0.00	0.00	0.00	0.00	0.00	0.00	0.00	0.00	0.00						
TOTAL CASH DISBURSEMENTS	26,394,477.60	4,291,770.03	0.00	0.00	33,686,247.63	0.00	117,187.50	0.00	841,250.36	958,437.86	0.00	0.00	0.00	0.00	0.00	958,437.86	34,644,685.49	0.00	0.00	0.00	0.00	26,394,477.60	4,408,957.53	0.00	841,250.36	34,644,685.49								
NON-CASH DISBURSEMENTS	1,119,281.74	168,487.71	0.00	0.00	1,287,769.45	0.00	7,812.50	0.00	56,083.36	63,895.86	0.00	0.00	0.00	0.00	0.00	63,895.86	1,351,675.31	0.00	0.00	0.00	0.00	1,119,281.74	176,310.21	0.00	56,083.36	1,351,675.31								
Tax Remittance Advice Issued (TRA)	1,119,281.74	168,487.71	0.00	0.00	1,287,769.45	0.00	7,812.50	0.00	56,083.36	63,895.86	0.00	0.00	0.00	0.00	0.00	63,895.86	1,351,675.31	0.00	0.00	0.00	0.00	1,119,281.74	176,310.21	0.00	56,083.36	1,351,675.31								
Non-Cash Availment Authority (NCAA)	0.00	0.00	0.00	0.00	0.00	0.00	0.00	0.00	0.00	0.00	0.00	0.00	0.00	0.00	0.00	0.00	0.00	0.00	0.00	0.00	0.00	0.00	0.00	0.00	0.00	0.00	0.00	0.00						
Disbursements effected through outright deductions from claims (please specify)	0.00	0.00	0.00	0.00	0.00	0.00	0.00	0.00	0.00	0.00	0.00	0.00	0.00	0.00	0.00	0.00	0.00	0.00	0.00	0.00	0.00	0.00	0.00	0.00	0.00	0.00	0.00	0.00						
Overpayment of expenses (e.g. personnel benefits)	0.00	0.00	0.00	0.00	0.00	0.00	0.00	0.00	0.00	0.00	0.00	0.00	0.00	0.00	0.00	0.00	0.00	0.00	0.00	0.00	0.00	0.00	0.00	0.00	0.00	0.00	0.00	0.00						
Restitution for loss of government property	0.00	0.00	0.00	0.00	0.00	0.00	0.00	0.00	0.00	0.00	0.00	0.00	0.00	0.00	0.00	0.00	0.00	0.00	0.00	0.00	0.00	0.00	0.00	0.00	0.00	0.00	0.00	0.00						
Liquidated damages and similar claims	0.00	0.00	0.00	0.00	0.00	0.00	0.00	0.00	0.00	0.00	0.00	0.00	0.00	0.00	0.00	0.00	0.00	0.00	0.00	0.00	0.00	0.00	0.00	0.00	0.00	0.00	0.00	0.00						
Others (e.g. TEF, BIR Documentary Stamp, etc.)	0.00	0.00	0.00	0.00	0.00	0.00	0.00	0.00	0.00	0.00	0.00	0.00	0.00	0.00	0.00	0.00	0.00	0.00	0.00	0.00	0.00	0.00	0.00	0.00	0.00	0.00	0.00	0.00						
TOTAL NON-CASH DISBURSEMENTS	1,119,281.74	168,487.71	0.00	0.00	1,287,769.45	0.00	7,812.50	0.00	56,083.36	63,895.86	0.00	0.00	0.00	0.00	0.00	63,895.86	1,351,675.31	0.00	0.00	0.00	0.00	1,119,281.74	176,310.21	0.00	56,083.36	1,351,675.31								
GRAND TOTAL	30,513,759.34	4,460,257.74	0.00	0.00	34,974,027.08	0.00	125,000.00	0.00	897,333.72	1,022,333.72	0.00	0.00	0.00	0.00	0.00	1,022,333.72	35,996,360.80	0.00	0.00	0.00	0.00	30,513,759.34	4,635,267.74	0.00	897,333.72	35,996,360.80								

SUMMARY

Particulars	Previous Report (2)	This Month (3)	As at Date (4)
Total Disbursement Authorities Received	85,699,807.47	36,534,589.31	122,234,396.78
NCA	81,685,000.00	35,182,914.00	116,867,914.00
NTA	0.00	0.00	0.00
Working Fund	0.00	0.00	0.00
TRA	4,014,807.47	1,351,675.31	5,366,482.78
CDC	0.00	0.00	0.00
NCAA	0.00	0.00	0.00
Less: Notice of Transfer of Allocations (NTA)* Issued	0.00	0.00	0.00
Total Disbursement Authorities Available	85,699,807.47	36,534,589.31	122,234,396.78
Less:	0.00	0.00	0.00
Lapsed NCA	1,384.66	0.00	1,384.66
Disbursements	81,683,615.34	36,644,685.49	118,328,300.83
Less: Other Non-Cash Disbursements	0.00	0.00	0.00
Disbursements effected through outright deductions from claims	0.00	0.00	0.00
Overpayment of expenses (e.g. personnel benefits)	0.00	0.00	0.00
Restitution for loss of government property	0.00	0.00	0.00
Liquidated damages and similar claims	0.00	0.00	0.00
Others (e.g. TEF, BIR, Docs Stamp, etc.)	0.00	0.00	0.00
Add/less: Adjustments (e.g. cancelled/stated checks)	0.00	0.00	0.00
Balance of Disbursement Authorities as at date	4,014,807.47	(110,096.18)	3,904,711.29
Total Disbursements Program	0.00	0.00	0.00
Less: *Actual Disbursements	81,683,615.34	36,644,685.49	118,328,300.83
(Over)/Under: spending	(81,683,615.34)	(36,644,685.49)	(118,328,300.83)

Notes: * The use of NTA is discouraged
 Notes: ** Amounts should tally with the grand total disbursement (column 27).



Certified Correct:

 JERRY S. GUMATA, CPA
 Date:

Recommending Approval:

 MRS. ROSALINDA S. TUMILLA, LLB
 Date:

Approved By:

 DR. NORBERTO P. MANGULABNAN
 Date:

MONTHLY REPORT OF DISBURSEMENTS
For the month of March 2023

Department : State Universities and Colleges (SUCs)
 Agency/Entity : Carlos C. Hilado Memorial State College
 Operating Unit : < not applicable >
 Organization Code (UACS) : 08 040 000000
 Fund Classifier : 01 Regular Agency Fund

Particulars	Current Year Budget					Prior Year's Budget											Trust Liabilities				Grand Total			Remarks			
	PS	MOOE	FinEx	CO	TOTAL	Prior Year's Accounts Payable					Current Year's Accounts Payable					TOTAL	SUB-TOTAL	PS	MOOE	CO	TOTAL	PS	MOOE		FinEx	CO	TOTAL
						PS	MOOE	FinEx	CO	Sub-Total	PS	MOOE	FinEx	CO	Sub-Total												
1	2	3	4	5	6=(2+3+4+5)	7	8	9	10	11=(7+8+9+10)	12	13	14	15	16=(12+13+14+15)	17=(11+16)	18=(17)	19	20	21	22=(19+20+21)	23	24	25	26	27=(23+24+25+26)	28
CASH DISBURSEMENTS	23,777,513.40	9,431,087.93	0.00	0.00	33,208,601.33	0.00	0.00	0.00	0.00	0.00	0.00	0.00	0.00	0.00	0.00	0.00	33,208,601.33	0.00	0.00	0.00	0.00	23,777,513.40	9,431,087.93	0.00	0.00	33,208,601.33	
Notice of Cash Allocation (NCA)	23,777,513.40	9,431,087.93	0.00	0.00	33,208,601.33	0.00	0.00	0.00	0.00	0.00	0.00	0.00	0.00	0.00	0.00	0.00	33,208,601.33	0.00	0.00	0.00	0.00	23,777,513.40	9,431,087.93	0.00	0.00	33,208,601.33	
NCS Checks issued	23,777,513.40	9,431,087.93	0.00	0.00	33,208,601.33	0.00	0.00	0.00	0.00	0.00	0.00	0.00	0.00	0.00	0.00	0.00	33,208,601.33	0.00	0.00	0.00	0.00	23,777,513.40	9,431,087.93	0.00	0.00	33,208,601.33	
Advice to Debit Account	0.00	0.00	0.00	0.00	0.00	0.00	0.00	0.00	0.00	0.00	0.00	0.00	0.00	0.00	0.00	0.00	0.00	0.00	0.00	0.00	0.00	0.00	0.00	0.00	0.00	0.00	0.00
Notice of Transfer Allocations (NTA)	0.00	0.00	0.00	0.00	0.00	0.00	0.00	0.00	0.00	0.00	0.00	0.00	0.00	0.00	0.00	0.00	0.00	0.00	0.00	0.00	0.00	0.00	0.00	0.00	0.00	0.00	0.00
NCS Checks issued	0.00	0.00	0.00	0.00	0.00	0.00	0.00	0.00	0.00	0.00	0.00	0.00	0.00	0.00	0.00	0.00	0.00	0.00	0.00	0.00	0.00	0.00	0.00	0.00	0.00	0.00	0.00
Advice to Debit Account	0.00	0.00	0.00	0.00	0.00	0.00	0.00	0.00	0.00	0.00	0.00	0.00	0.00	0.00	0.00	0.00	0.00	0.00	0.00	0.00	0.00	0.00	0.00	0.00	0.00	0.00	0.00
Working Fund for PAFs	0.00	0.00	0.00	0.00	0.00	0.00	0.00	0.00	0.00	0.00	0.00	0.00	0.00	0.00	0.00	0.00	0.00	0.00	0.00	0.00	0.00	0.00	0.00	0.00	0.00	0.00	0.00
Cash Disbursement Ceiling (CDC)	0.00	0.00	0.00	0.00	0.00	0.00	0.00	0.00	0.00	0.00	0.00	0.00	0.00	0.00	0.00	0.00	0.00	0.00	0.00	0.00	0.00	0.00	0.00	0.00	0.00	0.00	0.00
TOTAL CASH DISBURSEMENTS	23,777,513.40	9,431,087.93	0.00	0.00	33,208,601.33	0.00	0.00	0.00	0.00	0.00	0.00	0.00	0.00	0.00	0.00	0.00	33,208,601.33	0.00	0.00	0.00	0.00	23,777,513.40	9,431,087.93	0.00	0.00	33,208,601.33	
NON-CASH DISBURSEMENTS	1,243,896.15	195,828.45	0.00	0.00	1,439,724.60	0.00	0.00	0.00	0.00	0.00	0.00	0.00	0.00	0.00	0.00	0.00	1,439,724.60	0.00	0.00	0.00	0.00	1,243,896.15	195,828.45	0.00	0.00	1,439,724.60	
Tax Remittance Advice issued (TRA)	1,243,896.15	195,828.45	0.00	0.00	1,439,724.60	0.00	0.00	0.00	0.00	0.00	0.00	0.00	0.00	0.00	0.00	0.00	1,439,724.60	0.00	0.00	0.00	0.00	1,243,896.15	195,828.45	0.00	0.00	1,439,724.60	
Non-Cash Advaitment Authority (NCAA)	0.00	0.00	0.00	0.00	0.00	0.00	0.00	0.00	0.00	0.00	0.00	0.00	0.00	0.00	0.00	0.00	0.00	0.00	0.00	0.00	0.00	0.00	0.00	0.00	0.00	0.00	0.00
Disbursements effected through outright deductions from claims (e.g. insurance)	0.00	0.00	0.00	0.00	0.00	0.00	0.00	0.00	0.00	0.00	0.00	0.00	0.00	0.00	0.00	0.00	0.00	0.00	0.00	0.00	0.00	0.00	0.00	0.00	0.00	0.00	0.00
Overpayment of expenses (e.g. personnel benefits)	0.00	0.00	0.00	0.00	0.00	0.00	0.00	0.00	0.00	0.00	0.00	0.00	0.00	0.00	0.00	0.00	0.00	0.00	0.00	0.00	0.00	0.00	0.00	0.00	0.00	0.00	0.00
Reimbursement for loss or government property	0.00	0.00	0.00	0.00	0.00	0.00	0.00	0.00	0.00	0.00	0.00	0.00	0.00	0.00	0.00	0.00	0.00	0.00	0.00	0.00	0.00	0.00	0.00	0.00	0.00	0.00	0.00
Liquidated damages and similar claims	0.00	0.00	0.00	0.00	0.00	0.00	0.00	0.00	0.00	0.00	0.00	0.00	0.00	0.00	0.00	0.00	0.00	0.00	0.00	0.00	0.00	0.00	0.00	0.00	0.00	0.00	0.00
UNRETIRED, BIT-CORPORATE SYSTEMS (Un. etc.)	0.00	0.00	0.00	0.00	0.00	0.00	0.00	0.00	0.00	0.00	0.00	0.00	0.00	0.00	0.00	0.00	0.00	0.00	0.00	0.00	0.00	0.00	0.00	0.00	0.00	0.00	0.00
TOTAL NON-CASH DISBURSEMENTS	1,243,896.15	195,828.45	0.00	0.00	1,439,724.60	0.00	0.00	0.00	0.00	0.00	0.00	0.00	0.00	0.00	0.00	0.00	1,439,724.60	0.00	0.00	0.00	0.00	1,243,896.15	195,828.45	0.00	0.00	1,439,724.60	
GRAND TOTAL	25,021,379.55	9,626,716.38	0.00	0.00	34,648,095.93	0.00	0.00	0.00	0.00	0.00	0.00	0.00	0.00	0.00	0.00	0.00	34,648,095.93	0.00	0.00	0.00	0.00	25,021,379.55	9,626,716.38	0.00	0.00	34,648,095.93	

SUMMARY

Particulars	Previous Report	This Month	As at Date
(1)	(2)	(3)	(4)
Total Disbursement Authorities Received	59,328,312.87	26,371,494.80	85,999,807.47
NCA	58,753,000.00	24,932,000.00	81,685,000.00
NTA	0.00	0.00	0.00
Working Fund	0.00	0.00	0.00
TRA	2,575,312.87	1,439,494.80	4,014,807.47
CDC	0.00	0.00	0.00
NCAA	0.00	0.00	0.00
Less: Notice of Transfer of Allocations (NTA)* issued	0.00	0.00	0.00
Total Disbursement Authorities Available	59,328,312.87	26,371,494.80	85,999,807.47
Less:	0.00	0.00	0.00
Lapsed NCA	0.00	1,384.88	1,384.88
Disbursements	48,475,014.01	33,208,601.33	81,683,615.34
Less: Other Non-Cash Disbursements	0.00	0.00	0.00
Disbursements effected through outright deductions from claims	0.00	0.00	0.00
Overpayment of expenses (e.g. personnel benefits)	0.00	0.00	0.00
Reimbursement for loss of government property	0.00	0.00	0.00
Liquidated damages and similar claims	0.00	0.00	0.00
Others (e.g. TEF, BTI, Does Stamp, etc.)	0.00	0.00	0.00
Add/Less Adjustments (e.g. cancelled/stated checks)	0.00	0.00	0.00
Balance of Disbursement Authorities as at date	10,853,298.86	(6,838,461.39)	4,014,807.47
Total Disbursements Program	0.00	0.00	0.00
Less: Actual Disbursements	51,050,328.89	36,848,095.93	87,898,422.81
(Over)/Under spending	(51,050,328.89)	(36,848,095.93)	(87,898,422.81)

Notes: * The use of NTA is discouraged
 Notes: ** Amounts should tally with the grand total disbursement (column 27).

Cashier/Controller

 JERRY S. OJIAMATA, CPA
 Date:

Recommending Approval:

 MRS. ROSALINDA S. TUVILLA
 Date:

Approved By:

 DR. NORBERTO P. MANGULABNAN
 Date:

MONTHLY REPORT OF DISBURSEMENTS
For the month of January 2023

Department : State Universities and Colleges (BUCS)
 Agency/Entity : Carlos C. Hilado Memorial State College
 Operating Unit : < not applicable >
 Organization Code (UAOS) : 08 060 000000
 Fund Cluster : 01 Regular Agency Fund

Particulars	Current Year Budget					Prior Year's Budget											Trust Liabilities				Grand Total					Remarks						
	PB	MOOE	FinEx	OO	TOTAL	Prior Year's Accounts Payable					Current Year's Accounts Payable						SUB-TOTAL	PB	MOOE	OO	TOTAL	PB	MOOE	FinEx	OO		TOTAL					
						7	8	9	10	11	12	13	14	15	16	17												18	19	20	21	22
CASH DISBURSEMENTS	22,789,004.33	1,892,423.46	0.00	0.00	24,681,427.79	0.00	0.00	0.00	0.00	0.00	0.00	0.00	0.00	0.00	0.00	0.00	0.00	0.00	0.00	0.00	0.00	0.00	0.00	0.00	0.00	22,789,004.33	1,892,423.46	0.00	0.00	24,681,427.79		
Notice of Cash Allocation (NCA)	22,789,004.33	1,892,423.46	0.00	0.00	24,681,427.79	0.00	0.00	0.00	0.00	0.00	0.00	0.00	0.00	0.00	0.00	0.00	0.00	0.00	0.00	0.00	0.00	0.00	0.00	0.00	0.00	22,789,004.33	1,892,423.46	0.00	0.00	24,681,427.79		
MDS Checks Issued	22,789,004.33	1,892,423.46	0.00	0.00	24,681,427.79	0.00	0.00	0.00	0.00	0.00	0.00	0.00	0.00	0.00	0.00	0.00	0.00	0.00	0.00	0.00	0.00	0.00	0.00	0.00	0.00	22,789,004.33	1,892,423.46	0.00	0.00	24,681,427.79		
Advice to Debit Account	0.00	0.00	0.00	0.00	0.00	0.00	0.00	0.00	0.00	0.00	0.00	0.00	0.00	0.00	0.00	0.00	0.00	0.00	0.00	0.00	0.00	0.00	0.00	0.00	0.00	0.00	0.00	0.00	0.00	0.00	0.00	
Notice of Transfer Allocations (NTA)	0.00	0.00	0.00	0.00	0.00	0.00	0.00	0.00	0.00	0.00	0.00	0.00	0.00	0.00	0.00	0.00	0.00	0.00	0.00	0.00	0.00	0.00	0.00	0.00	0.00	0.00	0.00	0.00	0.00	0.00	0.00	
MDS Checks Issued	0.00	0.00	0.00	0.00	0.00	0.00	0.00	0.00	0.00	0.00	0.00	0.00	0.00	0.00	0.00	0.00	0.00	0.00	0.00	0.00	0.00	0.00	0.00	0.00	0.00	0.00	0.00	0.00	0.00	0.00	0.00	
Advice to Debit Account	0.00	0.00	0.00	0.00	0.00	0.00	0.00	0.00	0.00	0.00	0.00	0.00	0.00	0.00	0.00	0.00	0.00	0.00	0.00	0.00	0.00	0.00	0.00	0.00	0.00	0.00	0.00	0.00	0.00	0.00	0.00	
Working Fund for FAPs	0.00	0.00	0.00	0.00	0.00	0.00	0.00	0.00	0.00	0.00	0.00	0.00	0.00	0.00	0.00	0.00	0.00	0.00	0.00	0.00	0.00	0.00	0.00	0.00	0.00	0.00	0.00	0.00	0.00	0.00	0.00	
Cash Disbursement Ceiling (CDC)	0.00	0.00	0.00	0.00	0.00	0.00	0.00	0.00	0.00	0.00	0.00	0.00	0.00	0.00	0.00	0.00	0.00	0.00	0.00	0.00	0.00	0.00	0.00	0.00	0.00	0.00	0.00	0.00	0.00	0.00	0.00	
TOTAL CASH DISBURSEMENTS	22,789,004.33	1,892,423.46	0.00	0.00	24,681,427.79	0.00	0.00	0.00	0.00	0.00	0.00	0.00	0.00	0.00	0.00	0.00	0.00	0.00	0.00	0.00	0.00	0.00	0.00	0.00	0.00	22,789,004.33	1,892,423.46	0.00	0.00	24,681,427.79		
NON-CASH DISBURSEMENTS	1,016,959.20	78,754.33	0.00	0.00	1,095,713.53	0.00	0.00	0.00	0.00	0.00	0.00	0.00	0.00	0.00	0.00	0.00	0.00	0.00	0.00	0.00	0.00	0.00	0.00	0.00	0.00	1,016,959.20	78,754.33	0.00	0.00	1,095,713.53		
Tax Remittance Advice Issued (TRA)	1,016,959.20	78,754.33	0.00	0.00	1,095,713.53	0.00	0.00	0.00	0.00	0.00	0.00	0.00	0.00	0.00	0.00	0.00	0.00	0.00	0.00	0.00	0.00	0.00	0.00	0.00	0.00	1,016,959.20	78,754.33	0.00	0.00	1,095,713.53		
Non-Cash Award Authority (NCAA)	0.00	0.00	0.00	0.00	0.00	0.00	0.00	0.00	0.00	0.00	0.00	0.00	0.00	0.00	0.00	0.00	0.00	0.00	0.00	0.00	0.00	0.00	0.00	0.00	0.00	0.00	0.00	0.00	0.00	0.00	0.00	
Disbursements arising through outright deductions from claims (unpaid specialty...)	0.00	0.00	0.00	0.00	0.00	0.00	0.00	0.00	0.00	0.00	0.00	0.00	0.00	0.00	0.00	0.00	0.00	0.00	0.00	0.00	0.00	0.00	0.00	0.00	0.00	0.00	0.00	0.00	0.00	0.00	0.00	
Overpayment of expenses (e.g. personnel benefits)	0.00	0.00	0.00	0.00	0.00	0.00	0.00	0.00	0.00	0.00	0.00	0.00	0.00	0.00	0.00	0.00	0.00	0.00	0.00	0.00	0.00	0.00	0.00	0.00	0.00	0.00	0.00	0.00	0.00	0.00	0.00	
Restitution for loss of government property	0.00	0.00	0.00	0.00	0.00	0.00	0.00	0.00	0.00	0.00	0.00	0.00	0.00	0.00	0.00	0.00	0.00	0.00	0.00	0.00	0.00	0.00	0.00	0.00	0.00	0.00	0.00	0.00	0.00	0.00	0.00	
Liquidated damages and similar claims	0.00	0.00	0.00	0.00	0.00	0.00	0.00	0.00	0.00	0.00	0.00	0.00	0.00	0.00	0.00	0.00	0.00	0.00	0.00	0.00	0.00	0.00	0.00	0.00	0.00	0.00	0.00	0.00	0.00	0.00	0.00	
Others (e.g. TEF, BTR, Doca Stamp, etc.)	0.00	0.00	0.00	0.00	0.00	0.00	0.00	0.00	0.00	0.00	0.00	0.00	0.00	0.00	0.00	0.00	0.00	0.00	0.00	0.00	0.00	0.00	0.00	0.00	0.00	0.00	0.00	0.00	0.00	0.00	0.00	
TOTAL NON-CASH DISBURSEMENTS	1,016,959.20	78,754.33	0.00	0.00	1,095,713.53	0.00	0.00	0.00	0.00	0.00	0.00	0.00	0.00	0.00	0.00	0.00	0.00	0.00	0.00	0.00	0.00	0.00	0.00	0.00	0.00	1,016,959.20	78,754.33	0.00	0.00	1,095,713.53		
GRAND TOTAL	23,785,963.53	1,971,177.79	0.00	0.00	25,757,141.32	0.00	0.00	0.00	0.00	0.00	0.00	0.00	0.00	0.00	0.00	0.00	0.00	0.00	0.00	0.00	0.00	0.00	0.00	0.00	23,785,963.53	1,971,177.79	0.00	0.00	25,757,141.32			

SUMMARY

Particulars	Previous Report	This Month	As at Date
(1)	(2)	(3)	(4)
Total Disbursement Authorities Received	0.00	25,757,141.32	25,757,141.32
NCA	0.00	24,682,000.00	24,682,000.00
NTA	0.00	0.00	0.00
Working Fund	0.00	0.00	0.00
TRA	0.00	1,095,713.53	1,095,713.53
CDC	0.00	0.00	0.00
NCAA	0.00	0.00	0.00
Less: Notice of Transfer of Allocations (NTA)* issued	0.00	0.00	0.00
Total Disbursement Authorities Available	0.00	25,757,141.32	25,757,141.32
Less:	0.00	0.00	0.00
Leased NCA	0.00	0.00	0.00
Disbursements	0.00	24,681,427.79	24,681,427.79
Less: Other Non-Cash Disbursements	0.00	0.00	0.00
Disbursements effected through outright deductions from claims	0.00	0.00	0.00
Overpayment of expenses (e.g. personnel benefits)	0.00	0.00	0.00
Restitution for loss of government property	0.00	0.00	0.00
Liquidated damages and similar claims	0.00	0.00	0.00
Others (e.g. TEF, BTR, Doca Stamp, etc.)	0.00	0.00	0.00
Add/Less: Adjustments (e.g. cancelled/voided checks)	0.00	0.00	0.00
Balance of Disbursement Authorities as at date	0.00	1,095,285.74	1,095,285.74
Total Disbursements Program	0.00	0.00	0.00
Less: *Actual Disbursements	0.00	0.00	0.00
(Over)/Under spending	0.00	0.00	0.00

Notes: * The use of NTA is discouraged
 Notes: ** Amounts should tally with the grand total disbursement (column 27).

Certified Correct:

 JERRY S. GUMATA, CPA

Recommending Approval:

 MRS. ROSALINDA S. TUVILLA, LEP

Approved By:

 DR. NORBERTO P. MANGULABNAN