

QUARTERLY REPORT OF REVENUE AND OTHER RECEIPTS
As at the Quarter Ending December 31, 2019

Department : State Universities and Colleges (SUCs)
Agency : Carlos C. Hilado Memorial State College
Operating Unit : < not applicable >
Organization Code : 08 060 000000
Fund Cluster : 05 - Internally Generated Funds

Classification/Sources of Revenue and Other Receipts	UACS CODE	REVENUE TARGET (Annual) per BESF	Actual Revenue and Other Receipts Collections					Cumulative Remittance/Deposits to Date			Variance		Remarks
			1st Quarter Ending March 31	2nd Quarter Ending June 30	3rd Quarter Ending Sept. 30	4th Quarter Ending Dec. 31	Total	Remittance to BTr	Deposited with AGDB	TOTAL	Amount	%	
1	2	3	4	5	6	7	8=[(6+)-]-8+9]	9	10	11=(9+10)	12=(8-3)	13=(12/3)	14
Internally Generated Funds		170,181,000.00	24,027,450.54	10,353,238.61	68,143,210.38	72,030,984.25	174,554,883.78	0.00	176,587,509.37	176,587,509.37	4,373,883.78	3 %	
Revenue Collections		0.00	0.00	0.00	0.00	71,445.07	71,445.07	0.00	2,104,070.66	2,104,070.66	71,445.07	0 %	
Cash Receipts		0.00	0.00	0.00	0.00	71,445.07	71,445.07	0.00	2,104,070.66	2,104,070.66	71,445.07	0 %	
Non-Tax		0.00	0.00	0.00	0.00	71,445.07	71,445.07	0.00	2,104,070.66	2,104,070.66	71,445.07	0 %	
Registration Fees	4020102000	0.00	0.00	0.00	0.00	0.00	0.00	0.00	0.00	0.00	0.00	0 %	
Fines and Penalties - Service Income	4020114000	0.00	0.00	0.00	0.00	0.00	0.00	0.00	0.00	0.00	0.00	0 %	
Other Service Income	4020199099	0.00	0.00	0.00	0.00	0.00	0.00	0.00	0.00	0.00	0.00	0 %	
Tuition Fees	4020201001	0.00	0.00	0.00	0.00	0.00	0.00	0.00	0.00	0.00	0.00	0 %	
Income Collected from Students	4020201002	0.00	0.00	0.00	0.00	0.00	0.00	0.00	0.00	0.00	0.00	0 %	
Income from Other Sources	4020201003	0.00	0.00	0.00	0.00	0.00	0.00	0.00	0.00	0.00	0.00	0 %	
Other School Fees	4020201099	0.00	0.00	0.00	0.00	0.00	0.00	0.00	0.00	0.00	0.00	0 %	
Rent/Lease Income	4020205000	0.00	0.00	0.00	0.00	0.00	0.00	0.00	2,032,625.59	2,032,625.59	0.00	0 %	
Others	4020221099	0.00	0.00	0.00	0.00	71,445.07	71,445.07	0.00	71,445.07	71,445.07	71,445.07	0 %	
Non-Revenue Collections/Other Receipts		170,181,000.00	24,027,450.54	10,353,238.61	68,143,210.38	71,959,539.18	174,483,438.71	0.00	174,483,438.71	174,483,438.71	4,302,438.71	3 %	
Non-Cash Revenue		0.00	0.00	0.00	0.00	0.00	0.00	0.00	0.00	0.00	0.00	0 %	
Non-Tax		0.00	0.00	0.00	0.00	0.00	0.00	0.00	0.00	0.00	0.00	0 %	
Registration Fees	4020102000	0.00	0.00	0.00	0.00	0.00	0.00	0.00	0.00	0.00	0.00	0 %	
Cash Receipts		170,181,000.00	24,027,450.54	10,353,238.61	68,143,210.38	71,959,539.18	174,483,438.71	0.00	174,483,438.71	174,483,438.71	4,302,438.71	3 %	
Non-Tax		170,181,000.00	24,027,450.54	10,353,238.61	68,143,210.38	71,959,539.18	174,483,438.71	0.00	174,483,438.71	174,483,438.71	4,302,438.71	3 %	
Registration Fees	4020102000	2,590,000.00	7,400.00	126,900.00	1,082,231.00	1,279,000.00	2,505,531.00	0.00	2,505,531.00	2,505,531.00	(84,468.00)	-3 %	
Fines and Penalties - Service Income	4020114000	42,000.00	55,011.96	8,351.70	16,086.84	41,889.83	119,320.33	0.00	119,320.33	119,320.33	77,320.33	184 %	
Other Service Income	4020199099	63,000.00	40.00	2,485.00	3,300.00	10.00	5,845.00	0.00	5,845.00	5,845.00	(57,155.00)	-91 %	
Tuition Fees	4020201001	82,921,000.00	21,351,510.25	5,773,634.68	33,582,042.40	36,567,063.46	97,264,250.79	0.00	97,264,250.79	97,264,250.79	14,343,250.79	17 %	
Income Collected from Students	4020201002	4,686,000.00	723,700.20	889,328.25	486,580.55	1,062,696.75	3,174,305.75	0.00	3,174,305.75	3,174,305.75	(1,491,694.25)	-32 %	
Income from Other Sources	4020201003	2,555,000.00	539,746.15	216,587.48	1,301,413.97	1,229,472.88	3,287,220.28	0.00	3,287,220.28	3,287,220.28	732,220.28	29 %	
Other School Fees	4020201099	75,858,000.00	564,857.70	2,834,419.00	31,296,017.22	29,685,355.80	64,480,649.72	0.00	64,480,649.72	64,480,649.72	(11,377,350.28)	-15 %	
Examination Fees	4020203000	26,000.00	9,750.00	63,110.00	22,960.00	0.00	95,820.00	0.00	95,820.00	95,820.00	69,820.00	269 %	
Rent/Lease Income	4020205000	870,000.00	567,847.66	299,126.35	276,791.34	2,032,625.59	3,176,390.94	0.00	3,176,390.94	3,176,390.94	2,306,390.94	285 %	
Miscellaneous Income	4060999000	590,000.00	207,586.62	41,286.15	53,787.06	71,445.07	374,104.90	0.00	374,104.90	374,104.90	(215,895.10)	-37 %	
TOTAL		170,181,000.00	24,027,450.54	10,353,238.61	68,143,210.38	72,030,984.25	174,554,883.78	0.00	176,587,509.37	176,587,509.37	4,373,883.78	3 %	

Certified Correct


GUMATA JERRY SECUELAN

Accountant

Date: 2020-01-30 15:27:56.0

Recommending Approval


PASUSTENYO JONNET DIAZ

Director of Financial Management Services (FMS) or Equivalent

Date: 2020-01-30 15:30:19.0

Approved By:


SOROLLA RENATO MAGNIFICO


Agency/Entity Head or Authorized Representative


Date: 2020-01-30 15:35:30.0


QUARTERLY REPORT OF REVENUE AND OTHER RECEIPTS
As at the Quarter Ending September 30, 2019

Department : State Universities and Colleges (SUCs)
 Agency : Carlos C. Hilado Memorial State College
 Operating Unit : < not applicable >
 Organization Code : 08 060 0000000
 Fund Cluster : 05 - Internally Generated Funds

Classification/Sources of Revenue and Other Receipts	UACS CODE	REVENUE TARGET (Annual) per BESF	Actual Revenue and Other Receipts Collections					Cumulative Remittance/Deposits to Date			Variance		Remarks
			1st Quarter Ending March 31	2nd Quarter Ending June 30	3rd Quarter Ending Sept. 30	4th Quarter Ending Dec. 31	Total	Remittance to BTr	Deposited with AGDB	TOTAL	Amount	%	
1	2	3	4	5	6	7	8=[(6+(-)7)-8+9]	9	10	11=(9+10)	12=(8-3)	13=(12/3)	14
Internally Generated Funds		170,181,000.00	24,027,450.54	10,353,238.61	68,143,210.38	0.00	102,523,899.53	0.00	102,523,899.53	102,523,899.53	(67,657,100.47)	-40 %	
Non-Revenue Collections/Other Receipts		170,181,000.00	24,027,450.54	10,353,238.61	68,143,210.38	0.00	102,523,899.53	0.00	102,523,899.53	102,523,899.53	(67,657,100.47)	-40 %	
Cash Receipts		170,181,000.00	24,027,450.54	10,353,238.61	68,143,210.38	0.00	102,523,899.53	0.00	102,523,899.53	102,523,899.53	(67,657,100.47)	-40 %	
Non-Tax		170,181,000.00	24,027,450.54	10,353,238.61	68,143,210.38	0.00	102,523,899.53	0.00	102,523,899.53	102,523,899.53	(67,657,100.47)	-40 %	
Registration Fees	4020102000	2,590,000.00	7,400.00	126,900.00	1,092,231.00	0.00	1,226,531.00	0.00	1,226,531.00	1,226,531.00	(1,363,469.00)	-53 %	
Other Service Income	4020199099	63,000.00	40.00	2,495.00	3,300.00	0.00	5,835.00	0.00	5,835.00	5,835.00	(57,165.00)	-91 %	
Tuition Fees	4020201001	82,921,000.00	21,351,510.25	5,773,634.68	33,682,042.40	0.00	60,707,187.33	0.00	60,707,187.33	60,707,187.33	(22,213,812.67)	-27 %	
Income Collected from Students	4020201002	4,666,000.00	723,700.20	889,328.25	498,580.55	0.00	2,111,609.00	0.00	2,111,609.00	2,111,609.00	(2,554,391.00)	-55 %	
Income from Other Sources	4020201003	2,555,000.00	539,746.15	216,587.48	1,301,413.97	0.00	2,057,747.60	0.00	2,057,747.60	2,057,747.60	(497,252.40)	-19 %	
Other School Fees	4020201099	75,858,000.00	564,857.70	2,934,419.00	31,296,017.22	0.00	34,795,293.92	0.00	34,795,293.92	34,795,293.92	(41,062,706.08)	-54 %	
Examination Fees	4020203000	26,000.00	9,750.00	63,110.00	22,960.00	0.00	95,820.00	0.00	95,820.00	95,820.00	69,820.00	269 %	
Rent/Lease Income	4020205000	870,000.00	567,847.66	299,126.35	276,791.34	0.00	1,143,765.35	0.00	1,143,765.35	1,143,765.35	273,765.35	31 %	
Fines and Penalties - Service Income	4020114000	42,000.00	55,011.96	6,351.70	16,086.84	0.00	77,450.50	0.00	77,450.50	77,450.50	35,450.50	84 %	
Miscellaneous Income	4060999000	590,000.00	207,586.62	41,286.15	53,787.06	0.00	302,659.83	0.00	302,659.83	302,659.83	(287,340.17)	-48 %	
Non-Cash Revenue		0.00	0.00	0.00	0.00	0.00	0.00	0.00	0.00	0.00	0.00	0 %	
Non-Tax		0.00	0.00	0.00	0.00	0.00	0.00	0.00	0.00	0.00	0.00	0 %	
Registration Fees	4020102000	0.00	0.00	0.00	0.00	0.00	0.00	0.00	0.00	0.00	0.00	0 %	
TOTAL		170,181,000.00	24,027,450.54	10,353,238.61	68,143,210.38	0.00	102,523,899.53	0.00	102,523,899.53	102,523,899.53	(67,657,100.47)	-40 %	

Certified Correct:

GUMATA JERRY SECUELAN
 Accountant
 Date: 2019-10-18 16:06:48.0

Recommending Approval:

PASUSTENTO JULIET DIAZ
 Finance Officer
 Date: 2019-10-18 16:09:33.0

Approved By:

SOROLLA RENATO MAGNIFICO
 SUC President
 Date: 2019-10-18 16:10:42.0


QUARTERLY REPORT OF REVENUE AND OTHER RECEIPTS

As at the Quarter Ending June 30, 2019

Department: State Universities and Colleges (SUCs)
 Agency: Carlos C. Hilado Memorial State College
 Operating Unit: < not applicable >
 Organization Code: 08 060 0000000
 Fund Cluster: 05 - Internally Generated Funds


Classification/Sources of Revenue and Other Receipts	UACS CODE	REVENUE TARGET (Annual) per BESF	Actual Revenue and Other Receipts Collections					Cumulative Remittance/Deposits to Date			Variance		Remarks
			1st Quarter Ending March 31	2nd Quarter Ending June 30	3rd Quarter Ending Sept. 30	4th Quarter Ending Dec. 31	Total	Remittance to BTr	Deposited with AGDB	TOTAL	Amount	%	
			4	5	6	7	8=(6+(-7)-8+9)	9	10	11=(9+10)	12=(8-3)	13=(12/3)	
Internally Generated Funds		170,181,000.00	24,027,450.54	10,353,238.61	0.00	0.00	34,380,689.15	0.00	34,380,689.15	34,380,689.15	(-135,800,310.85)	-80 %	
Non-Revenue Collections/Other Receipts		170,181,000.00	24,027,450.54	10,353,238.61	0.00	0.00	34,380,689.15	0.00	34,380,689.15	34,380,689.15	(-135,800,310.85)	-80 %	
Cash Receipts		170,181,000.00	24,027,450.54	10,353,238.61	0.00	0.00	34,380,689.15	0.00	34,380,689.15	34,380,689.15	(-135,800,310.85)	-80 %	
Non-Tax		170,181,000.00	24,027,450.54	10,353,238.61	0.00	0.00	34,380,689.15	0.00	34,380,689.15	34,380,689.15	(-135,800,310.85)	-80 %	
Registration Fees	4020102000	2,590,000.00	7,400.00	126,900.00	0.00	0.00	134,300.00	0.00	134,300.00	134,300.00	(-2,455,700.00)	-95 %	
Other Service Income	4020199099	63,000.00	40.00	2,495.00	0.00	0.00	2,535.00	0.00	2,535.00	2,535.00	(-60,465.00)	-96 %	
Tuition Fees	4020201001	82,921,000.00	21,351,510.25	5,773,634.68	0.00	0.00	27,125,144.93	0.00	27,125,144.93	27,125,144.93	(-55,795,855.07)	-67 %	
Income Collected from Students	4020201002	4,866,000.00	723,700.20	899,328.25	0.00	0.00	1,613,028.45	0.00	1,613,028.45	1,613,028.45	(-3,052,971.55)	-65 %	
Income from Other Sources	4020201003	2,555,000.00	539,746.15	216,587.48	0.00	0.00	756,333.63	0.00	756,333.63	756,333.63	(-1,798,666.37)	-70 %	
Other School Fees	4020201099	75,858,000.00	564,857.70	2,934,419.00	0.00	0.00	3,499,276.70	0.00	3,499,276.70	3,499,276.70	(-72,358,723.30)	-95 %	
Examination Fees	4020203000	26,000.00	9,750.00	63,110.00	0.00	0.00	72,860.00	0.00	72,860.00	72,860.00	46,860.00	180 %	
Rent/Lease Income	4020205000	870,000.00	567,847.66	299,126.35	0.00	0.00	866,974.01	0.00	866,974.01	866,974.01	(-3,025.99)	-0 %	
Fines and Penalties - Service Income	4020114000	42,000.00	55,011.96	6,351.70	0.00	0.00	61,363.66	0.00	61,363.66	61,363.66	19,363.66	46 %	
Miscellaneous Income	4060999000	590,000.00	207,596.62	41,286.15	0.00	0.00	248,872.77	0.00	248,872.77	248,872.77	(-341,127.23)	-58 %	
TOTAL		170,181,000.00	24,027,450.54	10,353,238.61	0.00	0.00	34,380,689.15	0.00	34,380,689.15	34,380,689.15	(-135,800,310.85)	-80 %	

Certified Correct:



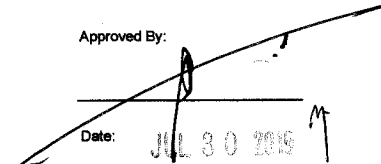
 Date:

Recommending Approval:



 Date:

Approved By:




 Date: JUL 30 2019

QUARTERLY REPORT OF REVENUE AND OTHER RECEIPTS
As of the Quarter Ending March 31, 2019
(In Pesos)

Department: State Universities and Colleges (SUCs)			Agency: Carlos C. Hilado Memorial State College					Report Status: SUBMITTED							
Operating Unit: N/A			Organization Code (UACS): 080600000000												
CLASSIFICATION / SOURCES OF REVENUE AND OTHER RECEIPTS 1	UACS Code 2	REVENUE TARGET (Annual) 3	ACTUAL REVENUE AND OTHER RECEIPTS COLLECTIONS					CUMULATIVE REMITTANCE /DEPOSITS TO DATE			VARIANCE		REMARKS 14		
			1st Quarter 4	2nd Quarter 5	3rd Quarter 6	4th Quarter 7	TOTAL 8=(4+5+6+7)	Remittance to BTr 9	Deposited with AGDB 10	Total 11=(9+10)	Amount 12=(8-3)	% 13=(12/3)			
General Fund (formerly Fund 101)															
Special Account in the General Fund (formerly Fund 105, 183, 401, 151-159)															
Off-Budget Accounts (formerly Fund 161 to 164, etc.)															
Registration Fees	4020102000	2,590,000.00	7,400.00				7,400.00		7,400.00	7,400.00	(2,582,600.00)		-1		
Other Service Income	4020199099	63,000.00	40.00				40.00		40.00	40.00	(62,960.00)		-1		
Tuition Fees	4020201001	82,921,000.00	21,351,510.25				21,351,510.25		21,351,510.25	21,351,510.25	(61,569,489.75)		-0.74		
Income Collected from Students	4020201002	4,666,000.00	723,700.20				723,700.20		723,700.20	723,700.20	(3,942,299.80)		-0.84		
Income from Other Sources	4020201003	2,555,000.00	539,746.15				539,746.15		539,746.15	539,746.15	(2,015,253.85)		-0.79		
Other School Fees	4020201099	75,858,000.00	564,857.70				564,857.70		564,857.70	564,857.70	(75,293,142.30)		-0.99		
Examination Fees	4020203000	26,000.00	9,750.00				9,750.00		9,750.00	9,750.00	(16,250.00)		-0.62		
Rent/Lease Income	4020205000	870,000.00	567,847.66				567,847.66		567,847.66	567,847.66	(302,152.34)		-0.35		
Fines and Penalties - Business Income	4020223000	42,000.00	55,011.96				55,011.96		55,011.96	55,011.96	13,011.96		0.31		
Miscellaneous Income	4060999000	590,000.00	207,586.62				207,586.62		207,586.62	207,586.62	(382,413.38)		-0.65		
Custodial Funds (formerly Fund 101-184, 187)															
TOTAL		170,181,000.00	24,027,450.54				24,027,450.54		24,027,450.54	24,027,450.54	(146,153,549.46)		-0.86		


Certified Correct:



 Agency Chief Accountant

Date: 31/May/2019

Approved By:



 Sorolla, Renato Magnifico
 Head of Agency/Department
 Secretary
 Date: 31/May/2019