



**QUARTERLY REPORT OF REVENUE AND OTHER RECEIPTS**

**As at the Quarter Ending December 31, 2022**


Department : State Universities and Colleges (SUCs)  
 Agency : Carlos C. Hilado Memorial State College  
 Operating Unit : < not applicable >  
 Organization Code (UACS) : 08 060 000000  
 Fund Cluster : 05 - Internally Generated Funds

Classification/Sources of Revenue and Other Receipts	UACS CODE	REVENUE TARGET (Annual) per BESF	Actual Revenue and Other Receipts Collections					Cumulative Remittance/Deposits to Date			Variance		Remarks
			1st Quarter Ending March 31	2nd Quarter Ending June 30	3rd Quarter Ending Sept. 30	4th Quarter Ending Dec. 31	Total	Remittance to BTr	Deposited with AGDB	TOTAL	Amount	%	
1	2	3	4	5	6	7	8=[(6+(-7))-8+9]	9	10	11=(9+10)	12=(8-3)	13=(12/3)	14
<b>Internally Generated Funds</b>		189,205,290.00	6,229,808.02	3,172,861.73	87,204,626.09	73,127,199.34	169,734,495.18	0.00	169,734,465.18	169,734,465.18	(19,470,794.82)	-10%	
<b>Non-Revenue Collections/Other Receipts</b>		189,205,290.00	6,229,808.02	3,172,861.73	87,204,626.09	73,127,199.34	169,734,495.18	0.00	169,734,465.18	169,734,465.18	(19,470,794.82)	-10%	
<b>Cash Receipts</b>		189,205,290.00	6,229,808.02	3,172,861.73	87,204,626.09	73,127,199.34	169,734,495.18	0.00	169,734,465.18	169,734,465.18	(19,470,794.82)	-10%	
<b>Non-Tax</b>		189,205,290.00	6,229,808.02	3,172,861.73	87,204,626.09	73,127,199.34	169,734,495.18	0.00	169,734,465.18	169,734,465.18	(19,470,794.82)	-10%	
Registration Fees	4020102000	2,248,000.00	57,000.00	14,900.00	1,284,730.00	800,700.00	2,157,330.00	0.00	2,157,300.00	2,157,300.00	(90,670.00)	-4%	
Fines and Penalties - Service Income	4020114000	9,000.00	1,140.94	50.00	326.00	0.00	1,516.94	0.00	1,516.94	1,516.94	(7,483.06)	-83%	
Other Service Income	4020199099	1,089,800.00	310,567.50	41,500.00	458,784.00	277,482.50	1,088,334.00	0.00	1,088,334.00	1,088,334.00	(1,466.00)	-0%	
Tuition Fees	4020201001	93,209,150.00	3,398,377.89	1,102,189.83	35,146,986.42	47,984,518.23	87,632,072.17	0.00	87,632,072.17	87,632,072.17	(5,577,077.83)	-6%	
Income Collected from Students	4020201002	1,528,950.00	88,395.00	283,421.50	725,551.00	139,863.50	1,237,231.00	0.00	1,237,231.00	1,237,231.00	(291,719.00)	-19%	
Income from Other Sources	4020201003	1,255,000.00	1,079,107.74	1,085,574.00	754,910.16	2,119,848.84	5,039,440.74	0.00	5,039,440.74	5,039,440.74	3,784,440.74	302%	
Other School Fees	4020201099	85,393,640.00	1,010,700.00	539,861.90	48,279,420.60	20,152,008.10	69,981,790.60	0.00	69,981,790.60	69,981,790.60	(15,411,849.40)	-18%	
Examination Fees	4020203000	3,050,000.00	112,133.00	2,200.00	81,100.00	64,400.00	259,833.00	0.00	259,833.00	259,833.00	(2,790,167.00)	-91%	
Rent/Lease Income	4020205000	473,750.00	52,871.00	95,514.50	72,512.10	326,877.96	547,775.56	0.00	547,775.56	547,775.56	74,025.56	16%	
Income from Hostels/Dormitories and other Like facilities	4020213000	120,000.00	9,500.00	3,800.00	20,550.00	41,700.00	75,550.00	0.00	75,550.00	75,550.00	(44,450.00)	-37%	
Others	4020221099	828,000.00	110,015.15	4,050.00	379,755.81	1,219,800.21	1,713,621.17	0.00	1,713,621.17	1,713,621.17	885,621.17	107%	
<b>TOTAL</b>		189,205,290.00	6,229,808.02	3,172,861.73	87,204,626.09	73,127,199.34	169,734,495.18	0.00	169,734,465.18	169,734,465.18	(19,470,794.82)	-10%	

**Certified Correct:**  
  
 JERRY S. GUMATA, CPA  
 Accountant III  
 Date: January 26, 2023

**Certified Correct:**  
  
 AMY JULIET D. PASUSTENTO  
 CAO- Finance  
 Date: January 26, 2023


**Recommending Approval:**  
*on leave*  
 ROSALINDA S. TUVILLA, J.D.  
 VP- Admin and Finance  
 Date: January 26, 2023


**Approved By:**  
  
 DR. NORBERTO P. MANGULABNAN  
 SUC President III  
 Date: January 26, 2023


**QUARTERLY REPORT OF REVENUE AND OTHER RECEIPTS**  
As at the Quarter Ending September 30, 2022


Department : State Universities and Colleges (SUCs)  
 Agency : Carlos C. Hilado Memorial State College  
 Operating Unit : < not applicable >  
 Organization Code (UACS) : 08 080 0000000  
 Fund Cluster : 05 - Internally Generated Funds

Classification/Sources of Revenue and Other Receipts	UACS CODE	REVENUE TARGET (Annual) per BESF	Actual Revenue and Other Receipts Collections					Cumulative Remittance/Deposits to Date			Variance		Remarks
			1st Quarter Ending March 31	2nd Quarter Ending June 30	3rd Quarter Ending Sept. 30	4th Quarter Ending Dec. 31	Total	Remittance to BTr	Deposited with AGDB	TOTAL	Amount	%	
1	2	3	4	5	6	7	8=([8+(-)7]-8+8)	9	10	11=(9+10)	12=(8-3)	13=(12/3)	14
Internally Generated Funds		189,205,290.00	6,229,808.02	3,172,861.73	87,204,826.09	0.00	96,807,295.84	0.00	96,807,295.91	96,807,295.91	(92,597,994.18)		-49 %
Non-Revenue Collections/Other Receipts		189,205,290.00	6,229,808.02	3,172,861.73	87,204,826.09	0.00	96,807,295.84	0.00	96,807,295.91	96,807,295.91	(92,597,994.18)		-49 %
Cash Receipts		189,205,290.00	6,229,808.02	3,172,861.73	87,204,826.09	0.00	96,807,295.84	0.00	96,807,295.91	96,807,295.91	(92,597,994.18)		-49 %
Non-Tax		189,205,290.00	6,229,808.02	3,172,861.73	87,204,826.09	0.00	96,807,295.84	0.00	96,807,295.91	96,807,295.91	(92,597,994.18)		-49 %
Registration Fees	4020102000	2,248,000.00	57,000.00	14,900.00	1,284,730.00	0.00	1,356,630.00	0.00	1,356,630.00	1,356,630.00	(891,370.00)		-40 %
Fines and Penalties - Service Income	4020114000	9,000.00	1,140.94	50.00	325.00	0.00	1,516.94	0.00	1,516.94	1,516.94	(7,483.06)		-83 %
Other Service Income	4020199099	1,089,800.00	310,587.50	41,500.00	458,784.00	0.00	810,851.50	0.00	810,851.50	810,851.50	(278,948.50)		-26 %
Tuition Fees	4020201001	93,209,150.00	3,398,377.89	1,102,189.83	35,148,986.42	0.00	39,647,553.94	0.00	39,647,553.94	39,647,553.94	(53,581,596.06)		-57 %
Income Collected from Students	4020201002	1,528,950.00	88,395.00	283,421.50	725,551.00	0.00	1,097,367.50	0.00	1,097,367.50	1,097,367.50	(431,582.50)		-28 %
Income from Other Sources	4020201003	1,255,000.00	1,078,107.74	1,065,574.00	754,910.18	0.00	2,919,591.90	0.00	2,919,591.94	2,919,591.94	1,064,591.90		133 %
Other School Fees	4020201099	85,393,840.00	1,010,700.00	536,861.90	48,279,420.60	0.00	49,829,782.50	0.00	49,829,782.50	49,829,782.50	(35,583,857.50)		-42 %
Examination Fees	4020203000	3,050,000.00	112,133.00	2,200.00	81,100.00	0.00	195,433.00	0.00	195,433.00	195,433.00	(2,854,567.00)		-94 %
Rent/Lease Income	4020206000	473,750.00	52,871.00	95,514.50	72,512.10	0.00	220,897.60	0.00	220,897.60	220,897.60	(252,852.40)		-53 %
Income from Hostels/Dormitories and other Like facilities	4020213000	120,000.00	9,500.00	3,800.00	20,550.00	0.00	33,850.00	0.00	33,850.00	33,850.00	(86,150.00)		-72 %
Others	4020221099	826,000.00	110,015.15	4,050.00	379,755.81	0.00	493,820.96	0.00	493,820.99	493,820.99	(334,179.04)		-40 %
<b>TOTAL</b>		<b>189,205,290.00</b>	<b>6,229,808.02</b>	<b>3,172,861.73</b>	<b>87,204,826.09</b>	<b>0.00</b>	<b>96,807,295.84</b>	<b>0.00</b>	<b>96,807,295.91</b>	<b>96,807,295.91</b>	<b>(92,597,994.18)</b>		<b>-49 %</b>

**Certified Correct:**  
  
 JERRY S. GUMATA, CPA  
 Accountant III  
 Date: 10/26/22 23:10 PM

**Certified Correct:**  
  
 ATT. JULIET D. PASUSTENTO  
 CAO - Finance  
 Date: 10/26/22 11:05 PM

**Recommending Approval:**  
  
 ROSALINDA S. JUMILLA, V.D.  
 VP- Admin and Finance  
 Date: 10/26/22 11:06 PM


**Approved By:**  
  
 DR. NORBERTO P. MANGULABNAN  
 SUC President III  
 Date: 10/26/22 11:08 PM


QUARTERLY REPORT OF REVENUE AND OTHER RECEIPTS


As at the Quarter Ending June 30, 2022

Department : State Universities and Colleges (SUCs)  
 Agency : Carlos C. Hilado Memorial State College  
 Operating Unit : < not applicable >  
 Organization Code (UACS) : 08 060 0000000  
 Fund Cluster : 05 - Internally Generated Funds

Classification/Sources of Revenue and Other Receipts	UACS CODE	REVENUE TARGET (Annual) per BESF	Actual Revenue and Other Receipts Collections					Cumulative Remittance/Deposits to Date			Variance		Remarks
			1st Quarter Ending March 31	2nd Quarter Ending June 30	3rd Quarter Ending Sept. 30	4th Quarter Ending Dec. 31	Total	Remittance to BTr	Deposited with AGDB	TOTAL	Amount	%	
1	2	3	4	5	6	7	8=[(6+(-)7)-6*9]	9	10	11=(9+10)	12=(8-3)	13=(12/3)	14
Internally Generated Funds		189,205,290.00	6,229,808.02	3,172,861.73	0.00	0.00	9,402,669.75	0.00	6,326,267.89	6,326,267.89	(179,802,620.25)	-95 %	
Non-Revenue Collections/Other Receipts		189,205,290.00	6,229,808.02	3,172,861.73	0.00	0.00	9,402,669.75	0.00	6,326,267.89	6,326,267.89	(179,802,620.25)	-95 %	
Cash Receipts		189,205,290.00	6,229,808.02	3,172,861.73	0.00	0.00	9,402,669.75	0.00	6,326,267.89	6,326,267.89	(179,802,620.25)	-95 %	
Non-Tax		189,205,290.00	6,229,808.02	3,172,861.73	0.00	0.00	9,402,669.75	0.00	6,326,267.89	6,326,267.89	(179,802,620.25)	-95 %	
Registration Fees	4020102000	2,248,000.00	57,000.00	14,900.00	0.00	0.00	71,900.00	0.00	57,000.00	57,000.00	(2,176,100.00)	-97 %	
Fines and Penalties - Service Income	4020114000	9,000.00	1,140.94	50.00	0.00	0.00	1,190.94	0.00	97,600.81	97,600.81	(7,809.06)	-87 %	
Other Service Income	4020199099	1,089,800.00	310,567.50	41,500.00	0.00	0.00	352,067.50	0.00	310,567.50	310,567.50	(737,732.50)	-68 %	
Tuition Fees	4020201001	93,209,150.00	3,398,377.69	1,102,189.83	0.00	0.00	4,500,567.52	0.00	3,398,377.69	3,398,377.69	(88,708,562.48)	-95 %	
Income Collected from Students	4020201002	1,528,950.00	88,395.00	283,421.50	0.00	0.00	371,816.50	0.00	88,395.00	88,395.00	(1,157,133.50)	-76 %	
Income from Other Sources	4020201003	1,255,000.00	1,079,107.74	1,085,574.00	0.00	0.00	2,164,681.74	0.00	1,079,107.74	1,079,107.74	909,681.74	72 %	
Other School Fees	4020201099	85,393,640.00	1,010,700.00	539,661.90	0.00	0.00	1,550,361.90	0.00	1,010,700.00	1,010,700.00	(83,843,278.10)	-98 %	
Examination Fees	4020203000	3,050,000.00	112,133.00	2,200.00	0.00	0.00	114,333.00	0.00	112,133.00	112,133.00	(2,935,667.00)	-96 %	
Rent/Lease Income	4020205000	473,750.00	52,871.00	95,514.50	0.00	0.00	148,385.50	0.00	52,871.00	52,871.00	(325,364.50)	-69 %	
Income from Hostels/Dormitories and other Like facilities	4020213000	120,000.00	9,500.00	3,800.00	0.00	0.00	13,300.00	0.00	9,500.00	9,500.00	(106,700.00)	-89 %	
Others	4020221099	828,000.00	110,015.15	4,050.00	0.00	0.00	114,065.15	0.00	110,015.15	110,015.15	(713,934.85)	-86 %	
<b>TOTAL</b>		189,205,290.00	6,229,808.02	3,172,861.73	0.00	0.00	9,402,669.75	0.00	6,326,267.89	6,326,267.89	(179,802,620.25)	-95 %	

Certified Correct:  
  
 JERRY S. SUMATA, CPA  
 ACCOUNTANT III  
 Date: 2022-07-29 09:19:03

Recommending Approval:  
  
 ROSALINDA S. TUVILLA, JD  
 VPAF  
 Date: 2022-07-29 09:20:11

Approved By:  
  
 DR. NORBERT P. MANGULABNAN, Ph.D.  
 SUC PRESIDENT III  
 Date: 2022-07-29 09:24:12

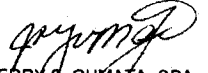
QUARTERLY REPORT OF REVENUE AND OTHER RECEIPTS

As at the Quarter Ending March 31, 2022

Department : State Universities and Colleges (SUCs)  
 Agency : Carlos C. Hilado Memorial State College  
 Operating Unit : < not applicable >  
 Organization Code (UACS) : 08 060 0000000  
 Fund Cluster : 05 - Internally Generated Funds


Classification/Sources of Revenue and Other Receipts	UACS CODE	REVENUE TARGET (Annual) per BESF	Actual Revenue and Other Receipts Collections					Cumulative Remittance/Deposits to Date			Variance		Remarks
			1st Quarter Ending March 31	2nd Quarter Ending June 30	3rd Quarter Ending Sept. 30	4th Quarter Ending Dec. 31	Total	Remittance to BTr	Deposited with AGDB	TOTAL	Amount	%	
1	2	3	4	5	6	7	8=[6+(-)7]-8+9]	9	10	11=(9+10)	12=(8-3)	13=(12/3)	14
<b>Internally Generated Funds</b>		189,205,290.00	6,229,808.02	0.00	0.00	0.00	6,229,808.02	0.00	6,326,267.89	6,326,267.89	(182,975,481.98)	-97 %	
<b>Non-Revenue Collections/Other Receipts</b>		189,205,290.00	6,229,808.02	0.00	0.00	0.00	6,229,808.02	0.00	6,326,267.89	6,326,267.89	(182,975,481.98)	-97 %	
<b>Cash Receipts</b>		189,205,290.00	6,229,808.02	0.00	0.00	0.00	6,229,808.02	0.00	6,326,267.89	6,326,267.89	(182,975,481.98)	-97 %	
<b>Non-Tax</b>		189,205,290.00	6,229,808.02	0.00	0.00	0.00	6,229,808.02	0.00	6,326,267.89	6,326,267.89	(182,975,481.98)	-97 %	
Registration Fees	4020102000	2,248,000.00	57,000.00	0.00	0.00	0.00	57,000.00	0.00	57,000.00	57,000.00	(2,191,000.00)	-97 %	
Fines and Penalties - Service Income	4020114000	9,000.00	1,140.94	0.00	0.00	0.00	1,140.94	0.00	97,600.81	97,600.81	(7,859.06)	-87 %	
Other Service Income	4020199099	1,089,800.00	310,567.50	0.00	0.00	0.00	310,567.50	0.00	310,567.50	310,567.50	(779,232.50)	-72 %	
Tuition Fees	4020201001	93,209,150.00	3,398,377.69	0.00	0.00	0.00	3,398,377.69	0.00	3,398,377.69	3,398,377.69	(89,810,772.31)	-96 %	
Income Collected from Students	4020201002	1,528,950.00	88,395.00	0.00	0.00	0.00	88,395.00	0.00	88,395.00	88,395.00	(1,440,555.00)	-94 %	
Income from Other Sources	4020201003	1,255,000.00	1,079,107.74	0.00	0.00	0.00	1,079,107.74	0.00	1,079,107.74	1,079,107.74	(175,892.26)	-14 %	
Other School Fees	4020201099	85,393,640.00	1,010,700.00	0.00	0.00	0.00	1,010,700.00	0.00	1,010,700.00	1,010,700.00	(84,382,940.00)	-99 %	
Examination Fees	4020203000	3,050,000.00	112,133.00	0.00	0.00	0.00	112,133.00	0.00	112,133.00	112,133.00	(2,937,867.00)	-96 %	
Rent/Lease Income	4020205000	473,750.00	52,871.00	0.00	0.00	0.00	52,871.00	0.00	52,871.00	52,871.00	(420,879.00)	-89 %	
Income from Hostels/Dormitories and other Like facilities	4020213000	120,000.00	9,500.00	0.00	0.00	0.00	9,500.00	0.00	9,500.00	9,500.00	(110,500.00)	-92 %	
Others	4020221099	828,000.00	110,015.15	0.00	0.00	0.00	110,015.15	0.00	110,015.15	110,015.15	(717,984.85)	-87 %	
<b>TOTAL</b>		189,205,290.00	6,229,808.02	0.00	0.00	0.00	6,229,808.02	0.00	6,326,267.89	6,326,267.89	(182,975,481.98)	-97 %	

Certified Correct:

  
 JERRY S. GUMATA, CPA  
 Accountant III


Date: 2022-04-30 17:14:37

Recommending Approval:

  
 ROSALINDA S. TUVILLA, LLB  
 VP- Admin and Finance

Date: 2022-04-30 17:25:32

Approved By:

  
 DR. NORBERTO P. MANGULABNAN  
 SUC President III

Date: 2022-04-30 17:27:01