


QUARTERLY PHYSICAL REPORT OF OPERATION

As of December 31, 2023


Department : State Universities and Colleges (SUCs)  
 Agency/Entity : Carlos Hilado Memorial State University  
 Operating Unit : < not applicable >  
 Organization Code (UACS) : 08 060 0000000

Particulars	UACS CODE	Physical Target (Budget Year)					Physical Accomplishment (Budget Year)					Variance as of December 31, 2023	Remarks
		1st Quarter	2nd Quarter	3rd Quarter	4th Quarter	Total	1st Quarter	2nd Quarter	3rd Quarter	4th Quarter	Total		
1	2	3	4	5	6	7	8	9	10	11	12	13	14
<b>HIGHER EDUCATION PROGRAM</b>	310100000000000												
OO : Relevant and quality tertiary education ensured to achieve inclusive growth and access of poor but deserving students to quality tertiary education increased													
Outcome Indicators													
1. Percentage of first-time licensure exam takers that pass the licensure exams					80%	80%	-	88.01% (243/274)	83.33% (25/30)	78.56% (268/338)	83.64% (537/642)	23.94%	
2. Percentage of graduates (2 years prior) that are employed		11.28% (137/1,214)	11.28% (137/1,214)	11.28% (137/1,214)	11.28% (137/1,214)	46% (547/1,214)	12.41% (153/1,233)	11.52% (142/1,233)	11.52% (142/1,233)	10.71% (132/1,233)	46.15% (589/1,233)	1.15%	
Output Indicators													
1. Percentage of undergraduates students enrolled in CHED-identified and RDC-identified priority programs				62%		62%	-	-	70.45% (8,904/12,638)	-	70.45% (8,904/12,638)	8.45%	
2. Percentage of undergraduate programs with accreditation					100%	100%	100% (23/23)	-	-	-	100% (23/23)	0	
<b>RESEARCH PROGRAM</b>	320200000000000												
OO : Higher education research improved to promote economic productivity and innovation													
Outcome Indicator													
1. Number of research outputs in the last three years utilized by the industry or by other beneficiaries		2	2	2	10	16	0	1	17	-	18	2	
Output Indicators													
1. Number of research outputs completed within the year		20	20	20	21	81	86	0	53	1	90	9	
2. Percentage of research outputs published in Internationally-refereed or CHED recognized journal within the year		1.08% (2/186)	1.46% (3/206)	1.77% (4/226)	1.62% (4/247)	5%	0.47% (1/211)	1.80% (4/211)	3.41% (9/264)	0.75% (2/265)	6.04% (16/265)	1.04%	
<b>TECHNICAL ADVISORY EXTENSION PROGRAM</b>	330100000000000												
OO : Community engagement increased													
Outcome Indicator													
1. Number of active partnerships with LGUs, industries, NGOs, NGAs, SMEs, and other stakeholders as a result of extension activities		7	4	5	2	18	2	2	21	1	26	8	
Output Indicators													
1. Number of trainees weighted by the length of training		377	560	662	371	1,870	115	72	97	1,597	1,691	11	
2. Number of extension programs organized and supported consistent with the SUC's mandated and priority programs		6	5	5	3	19	2	1	6	1	12	-7	
3. Percentage of beneficiaries who rate the training course/s as satisfactory or higher in terms of quality and relevance		82.4% (238/279)	82.6% (347/420)	83.5% (353/422)	86.2% (248/279)	84% (1,176/1,400)	100% (97/97)	100% (48/48)	88.61% (79/79)	83.2% (1,016/1,221)	85.2% (1,231/1,445)	1.2% (55/45)	

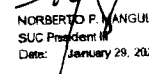
Prepared By:

  
ROSELYN R. LEGARBES, PH.D.  
Planning Director  
Date: January 29, 2024 03:11 PM

In coordination with:

  
MARI LOU I. DUCA  
Budget Officer III  
Date: January 29, 2024 03:11 PM

Approved By:

  
NORBERTO P. MANGULABNAN, PH.D.  
SUC President III  
Date: January 29, 2024 03:15 PM


**QUARTERLY PHYSICAL REPORT OF OPERATION**  
**As of September 30, 2023**


Department : State Universities and Colleges (SUCs)  
 Agency/Entity : Carlos C. Hilado Memorial State College  
 Operating Unit : < not applicable >  
 Organization Code (UACS) : 08 060 0000000

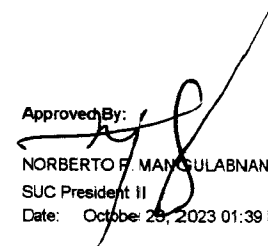
Particulars	UACS CODE	Physical Target (Budget Year)					Physical Accomplishment (Budget Year)					Variance as of September 30, 2023	Remarks
		1st Quarter	2nd Quarter	3rd Quarter	4th Quarter	Total	1st Quarter	2nd Quarter	3rd Quarter	4th Quarter	Total		
1	2	3	4	5	6	7	8	9	10	11	12	13	14
<b>HIGHER EDUCATION PROGRAM</b>	<b>3101000000000000</b>												
OO: Relevant and quality tertiary education ensured to achieve inclusive growth and access of poor but deserving students to quality tertiary education increased													
Outcome Indicators													
1. Percentage of first-time licensure exam takers that pass the licensure exams					60%	60%	0	88.97% (242/272)	82.76% (24/29)	-	88.37% (266/301)	28.37%	
2. Percentage of graduates (2 years prior) that are employed		11.29% (137/1,214)	11.29% (137/1,214)	11.29% (137/1,214)	11.29% (137/1,214)	45% (547/1,214)	12.41% (153/1,233)	11.52% (142/1,233)	11.52% (142/1,233)	-	35.44% (437/1,233)	-9.56%	
Output Indicators													
1. Percentage of undergraduate students enrolled in CHED-identified and RDC-identified priority programs				62%		62%	0	0	70.45% (8,904/12,638)	-	70.45% (8,904/12,638)	8.45%	
2. Percentage of undergraduate programs with accreditation					100%	100%	100%	0	0	-	100% (23/23)	0	
<b>RESEARCH PROGRAM</b>	<b>3202000000000000</b>												
OO: Higher education research improved to promote economic productivity and innovation													
Outcome Indicator													
1. Number of research outputs in the last three years utilized by the industry or by other beneficiaries		2	2	2	10	16	0	1	17	-	18	2	
Output Indicators													
1. Number of research outputs completed within the year		20	20	20	21	81	36	0	53	-	89	8	
2. Percentage of research outputs published in internationally-refereed or CHED recognized journal within the year		1.08% (2/186)	1.46% (3/206)	1.77% (4/226)	1.62% (4/247)	5%	0.47% (1/211)	1.90% (4/211)	3.41% (9/264)	-	5.30% (14/264)	0.30%	

TECHNICAL ADVISORY EXTENSION PROGRAM	330100000000000												
OO : Community engagement increased													
Outcome Indicator													
1. Number of active partnerships with LGUs, industries, NGOs, NGAs, SMEs, and other stakeholders as a result of extension activities		7	4	5	2	18	2	2	22	-	26	8	
Output Indicators													
1. Number of trainees weighted by the length of training		377	560	562	371	1,870	115	72	97	-	284	-1586	
2. Number of extension programs organized and supported consistent with the SUC's mandated and priority programs		6	5	5	3	19	2	1	9	-	12	-7	
3. Percentage of beneficiaries who rate the training course/s as satisfactory or higher in terms of quality and relevance		82.4% (230/279)	82.6% (347/420)	83.6% (353/422)	88.2% (246/279)	84% (1,176/1,400)	100% (97/97)	100% (48/48)	88.61% (70/79)	-	95.98% (215/224)	11.98%	

This report was generated using the Unified Reporting System on October 23, 2023 2:47 PM; Status : SUBMITTED

Prepared By:  
  
 ROSELYN R. ALEGARBÉS, PHD  
 Planning Officer  
 Date: October 23, 2023 01:30 PM

In coordination with:  
  
 MARILOU I. DUCA  
 Budget Officer  
 Date: October 23, 2023 01:30 PM

Approved By:  
  
 NORBERTO F. MANGULABNAN, PHD  
 SUC President II  
 Date: October 26, 2023 01:39 PM

**QUARTERLY PHYSICAL REPORT OF OPERATION**  
As of June 30, 2023

Department : State Universities and Colleges (SUCs)  
 Agency/Entity : Carlos C. Hilado Memorial State College  
 Operating Unit : < not applicable >  
 Organization Code (UACS) : 08 060 0000000

Particulars	UACS CODE	Physical Target (Budget Year)					Physical Accomplishment (Budget Year)					Variance as of June 30, 2023	Remarks
		1st Quarter	2nd Quarter	3rd Quarter	4th Quarter	Total	1st Quarter	2nd Quarter	3rd Quarter	4th Quarter	Total		
1	2	3	4	5	6	7	8	9	10	11	12	13	14
<b>HIGHER EDUCATION PROGRAM</b>	<b>310100000000000</b>												
OO : Relevant and quality tertiary education ensured to achieve inclusive growth and access of poor but deserving students to quality tertiary education increased													
Outcome Indicators													
1. Percentage of first-time licensure exam takers that pass the licensure exams					60%	60%	0	88.97 % (242/272)	-	-	88.97 % (242/272)	28.97%	
2. Percentage of graduates (2 years prior) that are employed		11.29% (137/1,214)	11.29% (137/1,214)	11.29% (137/1,214)	11.29% (137/1,214)	46% (547/1,214)	12.41% (153/1233)	11.52 % (142/1233)	-	-	23.93% (295/1233)	-21.07%	
Output Indicators													
1. Percentage of undergraduate students enrolled in CHED-identified and RDC-identified priority programs				62%		62%	0	0	-	-	0	-62%	
2. Percentage of undergraduate programs with accreditation					100%	100%	100%	0	-	-	100%	0	
<b>RESEARCH PROGRAM</b>	<b>320200000000000</b>												
OO : Higher education research improved to promote economic productivity and innovation													
Outcome Indicator													
1. Number of research outputs in the last three years utilized by the industry or by other beneficiaries		2	2	2	10	16	0	1	-	-	1	-15	
Output Indicators													
1. Number of research outputs completed within the year		20	20	20	21	81	36	0	-	-	36	-45	
2. Percentage of research outputs published in internationally-refereed or CHED-recognized journal within the year		1.08% (2/186)	1.46% (3/206)	1.77% (4/226)	1.82% (4/247)	5%	0.47% (1/211)	1.90% (4/211)	-	-	2.37 % (5/211)	-2.63%	
<b>TECHNICAL ADVISORY EXTENSION PROGRAM</b>	<b>330100000000000</b>												
OO : Community engagement increased													
Outcome Indicator													
1. Number of active partnerships with LGUs, industries, NGOs, NGAs, SMEs, and other stakeholders as a result of extension activities		7	4	5	2	18	3	2	-	-	5	-13	
Output Indicators													
1. Number of trainees weighted by the length of training		377	560	562	371	1,870	116	72	-	-	187	-1683	
2. Number of extension programs organized and supported consistent with the SUC's mandated and priority programs		6	5	5	3	19	2	1	-	-	3	-16	
3. Percentage of beneficiaries who rate the training course/s as satisfactory or higher in terms of quality and relevance		82.4% (230/278)	82.5% (347/420)	83.5% (353/422)	86.2% (248/279)	84% (1,176/1,400)	100% (97/97)	100% (48/48)	-	-	100% (145/145)	16%	

Prepared By:

*ps: [Signature]*  
ROSELIN R. LEGARDES, PH.D.  
Planning Officer  
Date: August 2, 2023 05:08 PM

In coordination with:

*[Signature]*  
MARLOU L. DUC  
Budget Officer III  
Date: August 2, 2023 05:08 PM

Approved By:

*[Signature]*  
NORBERTO P. MANGULAGNAN, PH.D.  
SUC President III  
Date: August 2, 2023 05:17 PM

## QUARTERLY PHYSICAL REPORT OF OPERATION

As of March 31, 2023

**Department** : State Universities and Colleges (SUCs)  
**Agency** : Carlos C. Hilado Memorial State College  
**Operating Unit** : < not applicable >  
**Organization Code (UACS)** : 08 060 0000000

Particulars	UACS CODE	Physical Target (Budget Year)					Physical Accomplishment (Budget Year)					Variance as of 03/31/2023	Remarks
		1st Quarter	2nd Quarter	3rd Quarter	4th Quarter	Total	1st Quarter	2nd Quarter	3rd Quarter	4th Quarter	Total		
1. Number of trainees weighted by the length of training		377	560	562	371	1,870	115	-	-	-	115	-1755	
2. Number of extension programs organized and supported consistent with the SUC's mandated and priority programs		6	5	5	3	19	3	-	-	-	3	-16	
3. Percentage of beneficiaries who rate the training course/s as satisfactory or higher in terms of quality and relevance		82.4% (230/279)	82.6% (347/420)	83.6% (353/422)	88.2% (246/279)	84% (1,176/1,400)	100% (97/97)	-	-	-	100% (97/97)	16%	

This report was generated using the Unified Reporting System on April 28, 2023 09:52 AM ; Status : SUBMITTED

Prepared By:

ROSELYN R. ALEGARBES, PH.D.

Planning Officer

Date: 2023-04-28 09:35:04

In coordination with:

MARILOU Y. DUCA

Budget Officer III

Date: 2023-04-28 09:35:04

Approved By:

NORBERTO P. MANGULABNAN, PH.D.

SUC President III

Date: 2023-04-28 09:38:42

